



Ministry of National economy
of the Republic of Kazakhstan
Committee on Statistics

www.stat.gov.kz

Small and medium enterprises in the Republic of Kazakhstan

2015-2019



Nur-Sultan 2020

**The Ministry of National economy of the Republic of Kazakhstan
Committee on Statistics**

In accordance with the «Civil Code of the Republic of Kazakhstan (special part),» the material is not subject to reproduction (copying), using the statistical information in the publications (editions); reference to the Committee on Statistics of the Ministry of National economy of the Republic of Kazakhstan is obligatory.

Small and medium enterprises in the Republic of Kazakhstan

2015-2019

Statistical compilation

Nur-Sultan 2020

Small and medium enterprises in the Republic of Kazakhstan / Statistical compilation /
in English / 63 pages.

Ministry of National economy of the Republic of Kazakhstan
Committee on Statistics
Chief editor Aidapkelov N.S.

Yearbook is available on the web-site www.stat.gov.kz of Committee on Statistics of the Ministry of
National economy of the Republic of Kazakhstan.

Address: Republic of Kazakhstan, 010000
Nur-Sultan city, 8, Mangilik El street
House of Ministries, 4 Entrance
Ministry of National economy
of the Republic of Kazakhstan
Committee on Statistics
Informational service: +7 7172 749010, 749011
Fax: +7 7172 749546
Email: e.stat@economy.gov.kz
Internet-resource: <http://stat.gov.kz>

Conventional Symbols:

- - is absent

0,0 – f small quantity

x – data are confidential

... – data are absent

In some cases minor discrepancies between totals and sum due to rounding of data.

Introduction

This compilation contains indicators of development of small and medium enterprises, their structure and dynamics.

According to Entrepreneur Code of the Republic of Kazakhstan dated October 29, 2015 №375-V for state statistical purposes provided the use of the criteria for small and medium-sized enterprises only in the average number of employees.

The compilation shows the comparability of dynamic series.

Statistical compilation is designed for a wide range of users: top management personnel, employees of the management, financial and economic departments of enterprises and organizations, scientific, business and banking communities, faculty members of teaching staff and students of economic universities and other interested parties.

Contents

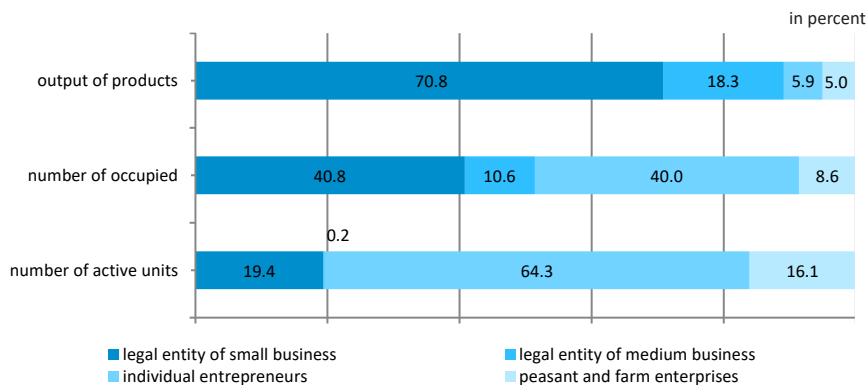
1. The current state of small and medium enterprises (SMEs), in 2019.....	5
2. Dynamic of development of small and medium enterprise (SME)	26
Brief methodological explanations	62

1. The current state of small and medium enterprises (SMEs), in 2019

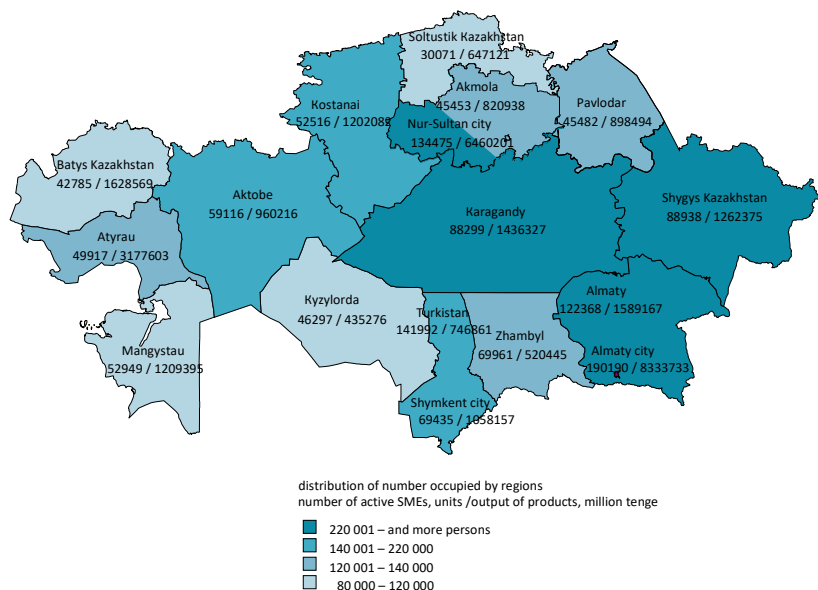
1.1 Indicators of performance of SME units

	Number of active SMEs, units	Number of occupied, persons	Output of products (goods and services), million tenge
Republic of Kazakhstan	1 330 244	3 448 727	32 386 960
Akmola	45 453	132 057	820 938
Aktobe	59 116	153 241	960 216
Almaty	122 368	262 355	1 589 167
Atyrau	49 917	140 178	3 177 603
Batys Kazakhstan	42 785	120 559	1 628 569
Zhambyl	69 961	127 419	520 445
Karagandy	88 299	244 117	1 436 327
Kostanai	52 516	160 764	1 202 082
Kyzylorda	46 297	95 506	435 276
Mangystau	52 949	122 897	1 209 395
Pavlodar	45 482	138 365	898 494
Soltustik Kazakhstan	30 071	107 534	647 121
Turkistan	141 992	216 540	746 861
Shygys Kazakhstan	88 938	234 379	1 262 375
Nur-Sultan city	134 475	387 879	6 460 201
Almaty city	190 190	645 586	8 333 733
Shymkent city	69 435	159 351	1 058 157

Structure of performance indicators of SMEs



Key performance indicators of SME units by regions



1.2 Performance indicators of SME units

	Number, units	Number of occupied, persons	Output of products (goods and services), million tenge
Republic of Kazakhstan	260 867	1 773 057	28 876 416
Akmola	7 817	66 892	697 126
Aktobe	10 909	76 709	802 607
Almaty	11 902	96 049	1 117 802
Atyrau	7 897	73 741	3 064 354
Batys Kazakhstan	6 348	55 879	1 486 686
Zhambyl	6 567	37 578	311 224
Karagandy	18 184	128 079	1 169 329
Kostanai	8 095	80 011	1 004 057
Kyzylorda	5 596	37 412	368 753
Mangystau	9 042	57 014	1 113 994
Pavlodar	10 103	70 597	744 538
Soltustik Kazakhstan	5 471	59 997	486 107
Turkistan	8 370	54 275	438 076
Shygys Kazakhstan	11 830	99 360	939 346
Nur-Sultan city	47 622	252 107	6 233 326
Almaty city	70 767	443 366	7 957 441
Shymkent city	14 347	83 991	941 650

1.3 Performance indicators of individual entrepreneurs

	Number, units	Number of occupied, persons	Output of products (goods and services), million tenge
Republic of Kazakhstan	855 920	1 378 884	1 902 754
Akmola	32 017	56 455	72 478
Aktobe	41 451	66 118	85 819
Almaty	64 934	101 632	111 174
Atyrau	39 223	62 275	92 107
Batys Kazakhstan	29 041	53 191	78 813
Zhambyl	45 290	64 859	51 706
Karagandy	59 591	101 428	134 697
Kostanai	38 298	69 305	98 217
Kyzylorda	32 266	46 122	36 004
Mangystau	41 448	62 695	86 825
Pavlodar	31 996	60 493	79 493
Soltustik Kazakhstan	19 990	39 353	58 704
Turkistan	62 471	78 037	77 720
Shygys Kazakhstan	60 863	108 751	122 229
Nur-Sultan city	86 559	135 321	226 847
Almaty city	118 591	201 080	376 291
Shymkent city	51 891	71 769	113 630

1.4 Indicators of peasant and farm enterprises (PFE)

	Number, units	Number of occupied, persons	Output of products (goods and services), million tenge
Republic of Kazakhstan	213 457	296 786	1 607 790
Akmola	5 619	8 710	51 334
Aktobe	6 756	10 414	71 790
Almaty	45 532	64 674	360 191
Atyrau	2 797	4 162	21 142
Batys Kazakhstan	7 396	11 489	63 070
Zhambyl	18 104	24 982	157 515
Karagandy	10 524	14 610	132 301
Kostanai	6 123	11 448	99 808
Kyzylorda	8 435	11 972	30 519
Mangystau	2 459	3 188	8 576
Pavlodar	3 383	7 275	74 463
Soltustik Kazakhstan	4 610	8 184	102 310
Turkistan	71 151	84 228	231 065
Shygys Kazakhstan	16 245	26 268	200 800
Nur-Sultan city	294	451	28
Almaty city	832	1 140	1
Shymkent city	3 197	3 591	2 877

1.5 Performance indicators of SME units by economic activity

	Number of active SMEs, units	Number of occupied, persons	Output of products (goods and services), million tenge
Total	1 330 244	3 448 727	32 386 960
Agriculture, forestry and fishing	252 264	447 344	2 510 170
Industry	51 600	339 706	6 453 733
Mining and quarrying	3 101	33 657	1 868 248
Manufacturing	44 491	272 508	3 997 942
Electricity, gas, steam and air conditioning	1 345	14 655	470 546
Water supply; sewerage, waste management and remediation activities	2 663	18 886	116 997
Construction	64 775	299 535	5 239 904
Wholesale and retail trade; repair of motor vehicles and motorcycles	442 364	996 442	8 371 591
Transportation and storage	80 031	189 390	2 403 440
Accommodation and food service activities	34 272	133 608	446 684
Information and communication	18 241	62 769	903 811
Financial and insurance activities	6 621	24 744	289 505
Real estate activities	81 025	171 081	1 232 848
Professional, scientific and technical activities	39 255	139 083	2 213 320
Administrative and support service activities	37 080	163 771	825 348
Education	19 765	99 160	244 568
Health care and social services	9 843	65 524	250 139
Arts, entertainment and recreation	11 493	30 627	166 810
Other service activities	181 615	285 943	835 089

1.6 Performance indicators of SME units by economic activity

	Number, units	Number of occupied, persons	Output of products (goods and services), million tenge
Total	260 867	1 773 057	28 876 416
Agriculture, forestry and fishing	12 823	118 249	885 557
Industry	20 970	275 504	6 372 587
Mining and quarrying	2 916	33 251	1 867 470
Manufacturing	15 493	211 635	3 920 959
Electricity, gas, steam and air conditioning	1 008	13 896	469 623
Water supply; sewerage, waste management and remediation activities	1 553	16 722	114 535
Construction	38 148	258 159	5 184 567
Wholesale and retail trade; repair of motor vehicles and motorcycles	82 873	398 449	7 418 804
Transportation and storage	11 296	92 600	2 269 023
Accommodation and food service activities	5 428	57 548	368 689
Information and communication	7 833	47 307	882 928
Financial and insurance activities	6 108	24 057	289 153
Real estate activities	9 715	65 416	1 037 665
Professional, scientific and technical activities	19 558	110 393	2 179 189
Administrative and support service activities	13 652	125 361	758 969
Education	8 753	78 825	232 984
Health care and social services	4 455	54 221	241 138
Arts, entertainment and recreation	2 609	16 904	154 343
Other service activities	16 646	50 064	600 820

1.7 Performance indicators of SME units by economic activity

	Number, units	Number of occupied, persons	Output of products (goods and services), million tenge
Total	855 920	1 378 884	1 902 754
Agriculture, forestry and fishing	25 984	32 309	16 823
Industry	30 630	64 202	81 146
Mining and quarrying	185	406	778
Manufacturing	28 998	60 873	76 983
Electricity, gas, steam and air conditioning	337	759	923
Water supply; sewerage, waste management and remediation activities	1 110	2 164	2 462
Construction	26 627	41 376	55 337
Wholesale and retail trade; repair of motor vehicles and motorcycles	359 491	597 993	952 787
Transportation and storage	68 735	96 790	134 417
Accommodation and food service activities	28 844	76 060	77 995
Information and communication	10 408	15 462	20 883
Financial and insurance activities	513	687	352
Real estate activities	71 310	105 665	195 183
Professional, scientific and technical activities	19 697	28 690	34 131
Administrative and support service activities	23 428	38 410	66 379
Education	11 012	20 335	11 584
Health care and social services	5 388	11 303	9 001
Arts, entertainment and recreation	8 884	13 723	12 467
Other service activities	164 969	235 879	234 269

1.8 Indices of performance indicators of SME units

in percent

	Number of active SME units	Number of occupied	Output of products (goods and services)
Republic of Kazakhstan	107.2	104.1	116.2
Akmola	103.1	99.1	99.8
Aktobe	108.6	108.4	102.2
Almaty	105.8	104.1	110.8
Atyrau	106.8	103.0	125.8
Batys Kazakhstan	106.8	104.8	102.4
Zhambyl	110.6	106.6	103.1
Karagandy	105.1	102.8	102.1
Kostanai	102.8	100.6	125.9
Kyzylorda	109.3	103.0	108.8
Mangystau	103.6	100.1	121.5
Pavlodar	103.8	103.6	114.7
Soltustik Kazakhstan	103.8	102.4	107.7
Turkistan	108.6	106.3	133.6
Shygyz Kazakhstan	101.4	101.1	115.6
Nur-Sultan city	107.9	103.6	125.1
Almaty city	109.0	106.0	115.5
Shymkent city	119.6	110.4	119.1

1.9 Indices of indicators of SME units

in percent

	Number	Number of occupied	Output of products (goods and services)
Republic of Kazakhstan	111.5	103.3	117.2
Akmola	108.8	97.9	99.8
Aktobe	109.5	108.5	100.5
Almaty	114.4	103.6	108.5
Atyrau	110.4	100.1	127.1
Batys Kazakhstan	107.3	106.5	102.1
Zhambyl	110.0	101.8	96.8
Karagandy	105.1	102.7	99.5
Kostanai	109.0	99.9	131.0
Kyzylorda	106.5	96.2	108.0
Mangystau	107.5	92.8	123.8
Pavlodar	108.5	107.3	119.1
Soltustik Kazakhstan	107.3	102.7	105.0
Turkistan	117.3	105.7	146.5
Shygys Kazakhstan	107.7	102.7	118.0
Nur-Sultan city	115.8	104.8	126.1
Almaty city	112.4	105.2	116.3
Shymkent city	116.7	101.6	122.2

1.10 Indices of indicators of individual entrepreneurs

in percent

	Number	Number of occupied	Output of products (goods and services)
Republic of Kazakhstan	105.8	104.8	102.4
Akmola	99.5	98.8	96.8
Aktobe	107.1	107.2	111.1
Almaty	108.0	107.3	100.5
Atyrau	105.6	106.0	94.3
Batys Kazakhstan	104.1	102.0	93.8
Zhambyl	111.3	110.0	96.9
Karagandy	102.7	100.8	111.2
Kostanai	100.9	101.0	106.1
Kyzylorda	105.3	104.8	96.8
Mangystau	102.1	106.8	97.6
Pavlodar	102.3	99.3	101.6
Soltustik Kazakhstan	99.1	99.4	107.9
Turkistan	114.2	111.9	138.1
Shygys Kazakhstan	99.5	99.4	101.1
Nur-Sultan city	103.9	101.2	102.5
Almaty city	106.9	107.5	100.5
Shymkent city	118.8	120.8	98.8

1.11 Indices of indicators of PFE (peasant and farm enterprise)

			in percent
	Number	Number of occupied	Output of products (goods and services)
Republic of Kazakhstan	107.7	105.8	115.9
Akmola	118.4	112.7	104.0
Aktobe	116.8	116.2	111.8
Almaty	100.9	100.1	122.6
Atyrau	113.4	111.9	115.5
Batys Kazakhstan	118.3	110.5	126.7
Zhambyl	109.0	105.5	120.9
Karagandy	121.1	120.0	120.2
Kostanai	107.5	103.3	103.7
Kyzylorda	130.8	121.3	141.5
Mangystau	116.8	118.3	131.0
Pavlodar	104.2	105.3	93.8
Soltustik Kazakhstan	125.0	116.8	122.3
Turkistan	103.1	101.9	113.3
Shygyz Kazakhstan	104.5	102.8	114.6
Nur-Sultan city	141.3	115.3	106.0
Almaty city	140.3	139.2	19.0
Shymkent city	153.0	158.1	103.3

1.12 Indices of performance indicators of SME units by economic activity

			in percent
	Number of active SME units	Number of occupied	Output of products (goods and services)
Total	107.2	104.1	116.2
Agriculture, forestry and fishing	109.1	107.2	115.9
Industry	113.4	99.7	107.8
Mining and quarrying	112.9	99.3	88.9
Manufacturing	113.3	101.6	121.6
Electricity, gas, steam and air conditioning	114.5	80.0	102.5
Water supply; sewerage, waste management and remediation activities	115.7	93.9	83.8
Construction	111.4	102.4	125.0
Wholesale and retail trade; repair of motor vehicles and motorcycles	101.7	102.3	120.5
Transportation and storage	103.9	96.1	120.8
Accommodation and food service activities	114.5	106.5	112.1
Information and communication	112.3	104.6	99.8
Financial and insurance activities	107.0	102.4	100.1
Real estate activities	100.1	103.7	135.7
Professional, scientific and technical activities	114.2	105.8	115.5
Administrative and support service activities	110.4	104.6	103.8
Education	124.1	116.8	123.4
Health care and social services	112.1	108.3	111.4
Arts, entertainment and recreation	116.1	99.8	105.1
Other service activities	114.4	113.4	104.5

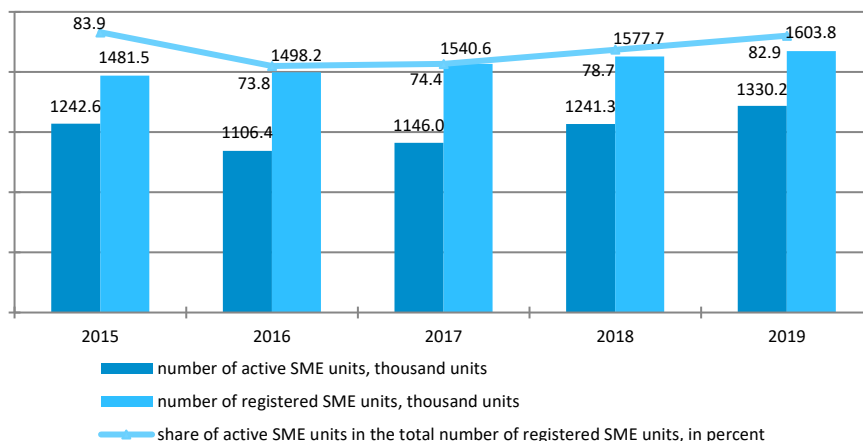
1.13 Indices of performance indicators of SME units by economic activity

			in percent
	Number	Number of occupied	Output of products (goods and services)
Total	111.5	103.3	117.2
Agriculture, forestry and fishing	108.1	108.1	116.4
Industry	108.9	97.7	107.9
Mining and quarrying	111.9	99.0	88.9
Manufacturing	107.7	99.6	122.3
Electricity, gas, steam and air conditioning	113.5	78.7	102.5
Water supply; sewerage, waste management and remediation activities	112.8	92.0	83.0
Construction	109.0	100.7	125.4
Wholesale and retail trade; repair of motor vehicles and motorcycles	111.6	106.5	123.2
Transportation and storage	111.5	90.4	122.1
Accommodation and food service activities	120.6	99.6	111.8
Information and communication	113.9	102.8	99.5
Financial and insurance activities	105.6	101.8	100.2
Real estate activities	109.7	111.2	148.0
Professional, scientific and technical activities	110.1	103.9	115.7
Administrative and support service activities	113.8	103.5	104.5
Education	118.6	115.1	123.4
Health care and social services	115.6	108.0	111.3
Arts, entertainment and recreation	114.6	90.7	104.0
Other service activities	117.8	120.9	103.6

1.14 Indices of performance indicators of individual entrepreneurs by economic activity

			in percent
	Number	Number of occupied	Output of products (goods and services)
Total	105.8	104.8	102.4
Agriculture, forestry and fishing	122.7	118.3	90.5
Industry	116.7	109.4	96.3
Mining and quarrying	133.1	132.2	67.7
Manufacturing	116.5	109.2	95.4
Electricity, gas, steam and air conditioning	117.4	112.1	120.6
Water supply; sewerage, waste management and remediation activities	120.1	111.8	148.7
Construction	115.0	113.9	100.1
Wholesale and retail trade; repair of motor vehicles and motorcycles	99.7	99.7	102.8
Transportation and storage	102.8	102.4	102.9
Accommodation and food service activities	113.5	112.5	113.1
Information and communication	111.1	110.3	117.4
Financial and insurance activities	126.4	131.1	57.0
Real estate activities	98.9	99.6	93.9
Professional, scientific and technical activities	118.7	114.1	107.0
Administrative and support service activities	108.6	108.5	96.6
Education	128.9	123.8	123.4
Health care and social services	109.4	109.5	114.3
Arts, entertainment and recreation	116.5	114.1	121.6
Other service activities	114.1	112.0	106.9

The share of active SME units in the total number of registered small and medium enterprises



1.15 Number of registered SMEs

units

	Registered business entities, in total	Registered SMEs			
		total	including		
			SMEs	individual entrepreneurs	peasant and farm enterprises
Republic of Kazakhstan	1 664 528	1 603 839	385 998	996 550	221 291
Akmola	57 773	54 417	10 584	37 786	6 047
Aktobe	71 253	68 627	15 358	46 368	6 901
Almaty	148 479	143 545	17 916	76 892	48 737
Atyrau	59 566	57 623	10 885	43 864	2 874
Batys Kazakhstan	53 107	50 624	8 573	34 250	7 801
Zhambyl	87 816	84 746	9 527	56 449	18 770
Karagandy	107 522	103 046	25 642	66 586	10 818
Kostanai	64 625	61 387	11 016	43 972	6 399
Kyzylorda	55 222	52 427	7 729	35 986	8 712
Mangystau	63 125	61 102	13 739	44 854	2 509
Pavlodar	55 653	53 033	13 387	36 118	3 528
Soltustik Kazakhstan	37 998	35 260	7 565	22 849	4 846
Turkistan	152 329	148 514	11 252	65 885	71 377
Shygys Kazakhstan	109 131	104 814	16 706	70 776	17 332
Nur-Sultan city	172 404	167 183	68 483	98 364	336
Almaty city	286 320	277 470	116 704	159 694	1 072
Shymkent city	82 205	80 021	20 932	55 857	3 232

1.16 Number of registered SME units by economic activity

units

	Registered business entities, in total	Registered SMEs			
		total	including		
			SMEs	individual entrepreneurs	peasant and farm enterprises
Total	1 664 528	1 603 839	385 998	996 550	221 291
Agriculture, forestry and fishing	269 615	268 573	16 875	30 407	221 291
Industry	67 222	66 099	30 558	35 541	-
Mining and quarrying	4 319	4 201	3 988	213	-
Manufacturing	56 977	56 616	22 944	33 672	-
Electricity, gas, steam and air conditioning	1 980	1 800	1 420	380	-
Water supply; sewerage, waste management and remediation activities	3 946	3 482	2 206	1 276	-
Construction	90 119	89 713	58 874	30 839	-
Wholesale and retail trade; repair of motor vehicles and motorcycles	544 827	544 411	131 162	413 249	-
Transportation and storage	98 374	97 763	16 630	81 133	-
Accommodation and food service activities	41 316	41 245	7 300	33 945	-
Information and communication	24 044	23 747	11 361	12 386	-
Financial and insurance activities	10 397	10 209	9 578	631	-
Real estate activities	102 661	96 491	12 182	84 309	-
Professional, scientific and technical activities	53 970	52 456	29 010	23 446	-
Administrative and support service activities	46 932	46 247	18 695	27 552	-
Education	37 256	23 181	10 579	12 602	-
Health care and social services	13 570	11 616	5 534	6 082	-
Arts, entertainment and recreation	17 438	14 771	3 911	10 860	-
Other service activities	246 787	217 317	23 749	193 568	-

1.17 Number of active SMEs

units

	Active business entities, in total	Active SMEs			
		total	including		
			SMEs	individual entrepreneurs	peasant and farm enterprises
Republic of Kazakhstan	1 377 388	1 330 244	260 867	855 920	213 457
Akmola	48 175	45 453	7 817	32 017	5 619
Aktobe	61 325	59 116	10 909	41 451	6 756
Almaty	126 056	122 368	11 902	64 934	45 532
Atyrau	51 473	49 917	7 897	39 223	2 797
Batys Kazakhstan	44 862	42 785	6 348	29 041	7 396
Zhambyl	72 482	69 961	6 567	45 290	18 104
Karagandy	91 988	88 299	18 184	59 591	10 524
Kostanai	55 302	52 516	8 095	38 298	6 123
Kyzylorda	48 727	46 297	5 596	32 266	8 435

Continuation

	Active business entities, in total	Active SMEs			
		total	including		
			SMEs	individual entrepreneurs	peasant and farm enterprises
Mangystau	54 521	52 949	9 042	41 448	2 459
Pavlodar	47 783	45 482	10 103	31 996	3 383
Soltustik Kazakhstan	32 462	30 071	5 471	19 990	4 610
Turkistan	145 217	141 992	8 370	62 471	71 151
Shygys Kazakhstan	92 486	88 938	11 830	60 863	16 245
Nur-Sultan city	138 332	134 475	47 622	86 559	294
Almaty city	195 311	190 190	70 767	118 591	832
Shymkent city	70 886	69 435	14 347	51 891	3 197

1.18 Number of active SMEs by economic activity

units

	Active business entities, in total	Active SMEs			
		total	including		
			SMEs	individual entrepreneurs	peasant and farm enterprises
Total	1 377 388	1 330 244	260 867	855 920	213 457
Agriculture, forestry and fishing	252 831	252 264	12 823	25 984	213 457
Industry	52 496	51 600	20 970	30 630	-
Mining and quarrying	3 216	3 101	2 916	185	-
Manufacturing	44 801	44 491	15 493	28 998	-
Electricity, gas, steam and air conditioning	1 508	1 345	1 008	337	-
Water supply; sewerage, waste management and remediation activities	2 971	2 663	1 553	1 110	-
Construction	65 100	64 775	38 148	26 627	-
Wholesale and retail trade; repair of motor vehicles and motorcycles	442 649	442 364	82 873	359 491	-
Transportation and storage	80 431	80 031	11 296	68 735	-
Accommodation and food service activities	34 328	34 272	5 428	28 844	-
Information and communication	18 414	18 241	7 833	10 408	-
Financial and insurance activities	6 790	6 621	6 108	513	-
Real estate activities	84 765	81 025	9 715	71 310	-
Professional, scientific and technical activities	40 314	39 255	19 558	19 697	-
Administrative and support service activities	37 627	37 080	13 652	23 428	-
Education	32 965	19 765	8 753	11 012	-
Health care and social services	11 416	9 843	4 455	5 388	-
Arts, entertainment and recreation	13 592	11 493	2 609	8 884	-
Other service activities	203 670	181 615	16 646	164 969	-

1.19 The share of registered SME units in the total number of registered business entities

in percent

	Total	Including		
		SMEs	individual entrepreneurs	peasant and farm enterprises
Republic of Kazakhstan	96.4	23.2	59.9	13.3
Akmola	94.2	18.3	65.4	10.5
Aktobe	96.3	21.5	65.1	9.7
Almaty	96.7	12.1	51.8	32.8
Atyrau	96.7	18.3	73.6	4.8
Batys Kazakhstan	95.3	16.1	64.5	14.7
Zhambyl	96.5	10.8	64.3	21.4
Karagandy	95.8	23.8	61.9	10.1
Kostanai	95.0	17.1	68.0	9.9
Kyzylorda	94.9	14.0	65.1	15.8
Mangystau	96.8	21.8	71.0	4.0
Pavlodar	95.3	24.1	64.9	6.3
Soltustik Kazakhstan	92.8	19.9	60.1	12.8
Turkistan	97.5	7.4	43.2	46.9
Shygys Kazakhstan	96.0	15.3	64.8	15.9
Nur-Sultan city	97.0	39.7	57.1	0.2
Almaty city	96.9	40.7	55.8	0.4
Shymkent city	97.3	25.5	67.9	3.9

1.20 The share of active SME units in the total number of active business entities

in percent

	Total	Including		
		SMEs	individual entrepreneurs	peasant and farm enterprises
Republic of Kazakhstan	96.6	18.9	62.2	15.5
Akmola	94.3	16.2	66.4	11.7
Aktobe	96.4	17.8	67.6	11.0
Almaty	97.1	9.5	51.5	36.1
Atyrau	97.0	15.4	76.2	5.4
Batys Kazakhstan	95.4	14.2	64.7	16.5
Zhambyl	96.5	9.0	62.5	25.0
Karagandy	96.0	19.8	64.8	11.4
Kostanai	95.0	14.6	69.3	11.1
Kyzylorda	95.0	11.5	66.2	17.3
Mangystau	97.1	16.6	76.0	4.5
Pavlodar	95.2	21.1	67.0	7.1
Soltustik Kazakhstan	92.6	16.8	61.6	14.2
Turkistan	97.8	5.8	43.0	49.0
Shygys Kazakhstan	96.2	12.8	65.8	17.6
Nur-Sultan city	97.2	34.4	62.6	0.2
Almaty city	97.4	36.3	60.7	0.4
Shymkent city	98.0	20.3	73.2	4.5

1.21 The share of registered SME units in the total number of registered business entities by economic activity

in percent

	Total	Including		
		SMEs	individual entrepreneurs	peasant and farm enterprises
Total	96.4	23.2	59.9	13.3
Agriculture, forestry and fishing	99.6	6.2	11.3	82.1
Industry	98.3	45.4	52.9	-
Mining and quarrying	97.3	92.4	4.9	-
Manufacturing	99.4	40.3	59.1	-
Electricity, gas, steam and air conditioning	90.9	71.7	19.2	-
Water supply; sewerage, waste management and remediation activities	88.2	55.9	32.3	-
Construction	99.5	65.3	34.2	-
Wholesale and retail trade; repair of motor vehicles and motorcycles	99.9	24.1	75.8	-
Transportation and storage	99.4	16.9	82.5	-
Accommodation and food service activities	99.8	17.7	82.1	-
Information and communication	98.8	47.3	51.5	-
Financial and insurance activities	98.2	92.1	6.1	-
Real estate activities	94.0	11.9	82.1	-
Professional, scientific and technical activities	97.2	53.8	43.4	-
Administrative and support service activities	98.5	39.8	58.7	-
Education	62.2	28.4	33.8	-
Health care and social services	85.6	40.8	44.8	-
Arts, entertainment and recreation	84.7	22.4	62.3	-
Other service activities	88.1	9.6	78.5	-

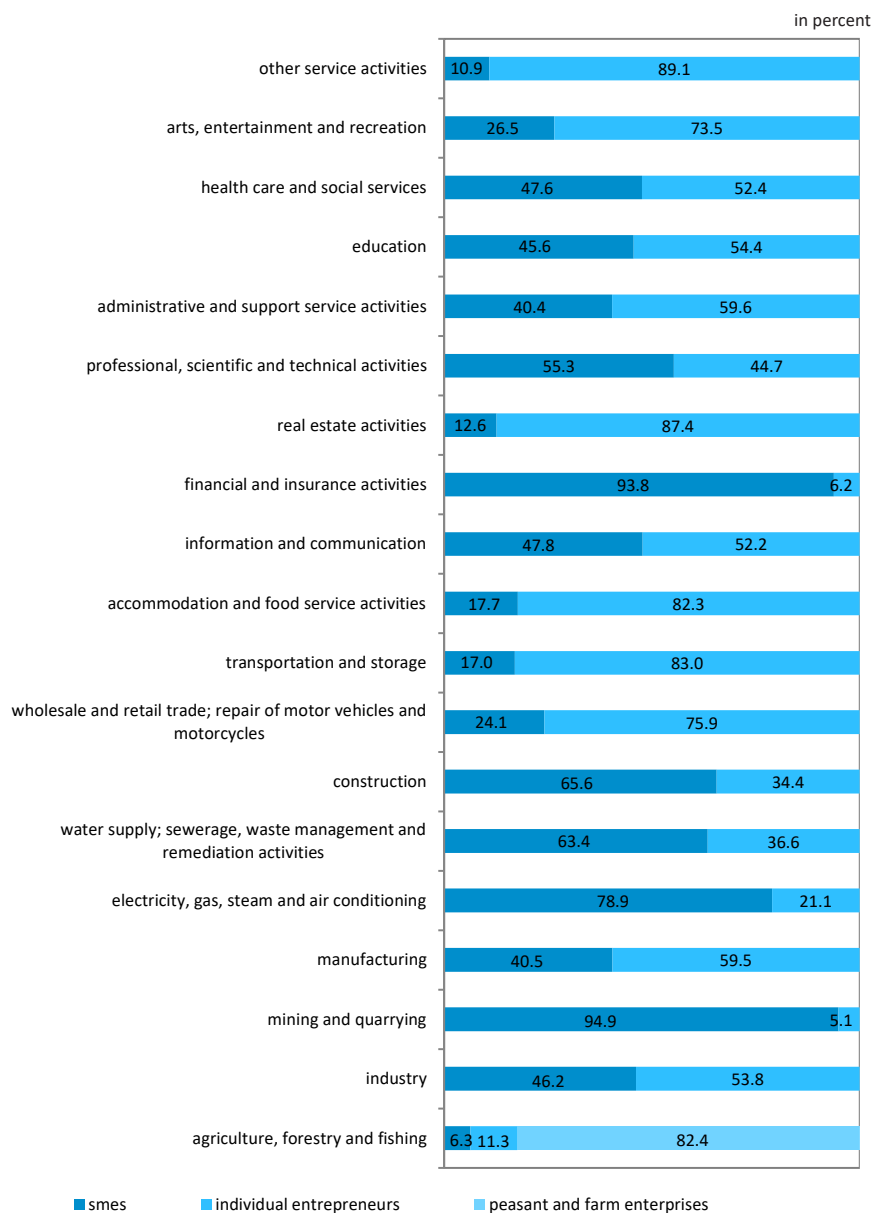
1.22 The share of active SME units in the total number of active business entities by economic activity

in percent

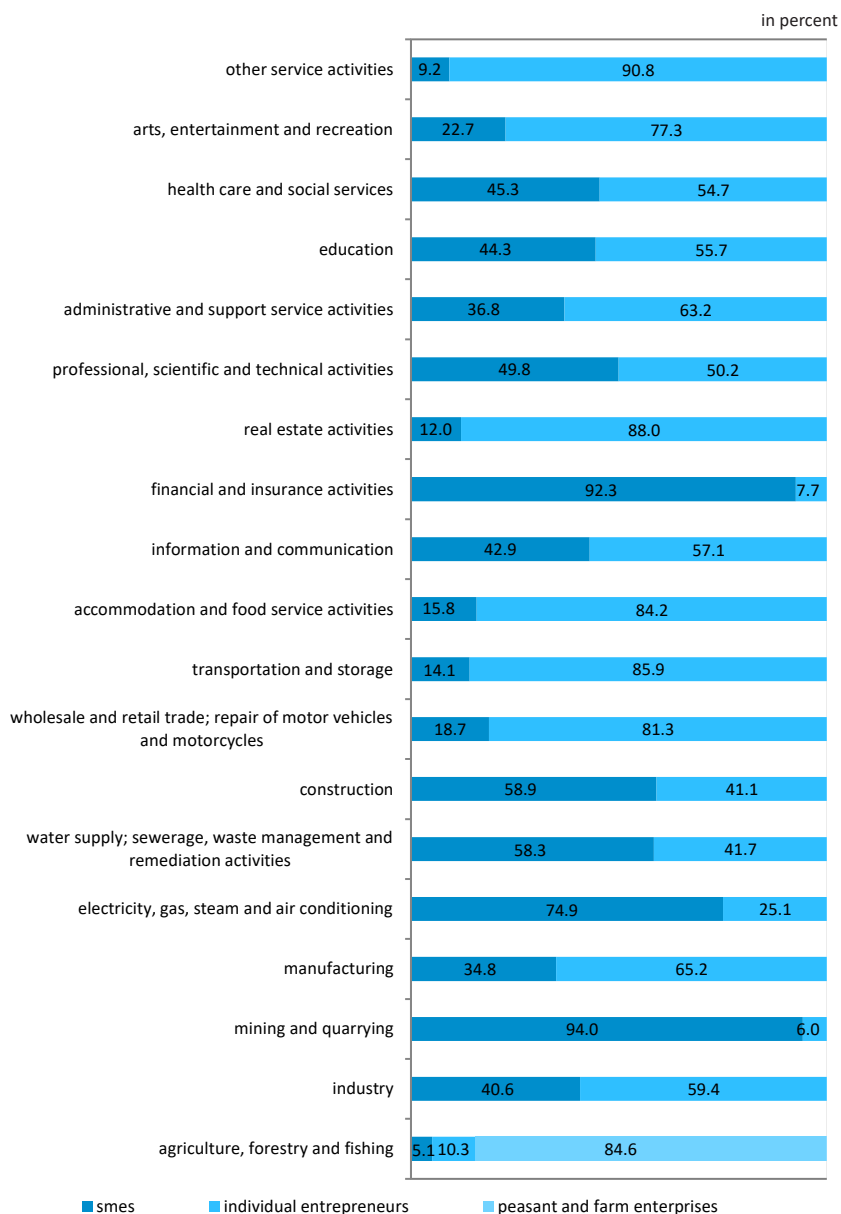
	Total	Including		
		SMEs	individual entrepreneurs	peasant and farm enterprises
Total	96.6	18.9	62.2	15.5
Agriculture, forestry and fishing	99.8	5.1	10.3	84.4
Industry	98.3	39.9	58.4	-
Mining and quarrying	96.4	90.7	5.7	-
Manufacturing	99.3	34.6	64.7	-
Electricity, gas, steam and air conditioning	89.2	66.8	22.4	-
Water supply; sewerage, waste management and remediation activities	89.6	52.3	37.3	-
Construction	99.5	58.6	40.9	-

	Total	Including		
		SMEs	individual entrepreneurs	peasant and farm enterprises
Wholesale and retail trade; repair of motor vehicles and motorcycles	99.9	18.7	81.2	-
Transportation and storage	99.5	14.0	85.5	-
Accommodation and food service activities	99.8	15.8	84.0	-
Information and communication	99.1	42.6	56.5	-
Financial and insurance activities	97.5	90.0	7.5	-
Real estate activities	95.6	11.5	84.1	-
Professional, scientific and technical activities	97.4	48.5	48.9	-
Administrative and support service activities	98.5	36.3	62.2	-
Education	60.0	26.6	33.4	-
Health care and social services	86.2	39.0	47.2	-
Arts, entertainment and recreation	84.6	19.2	65.4	-
Other service activities	89.2	8.2	81.0	-

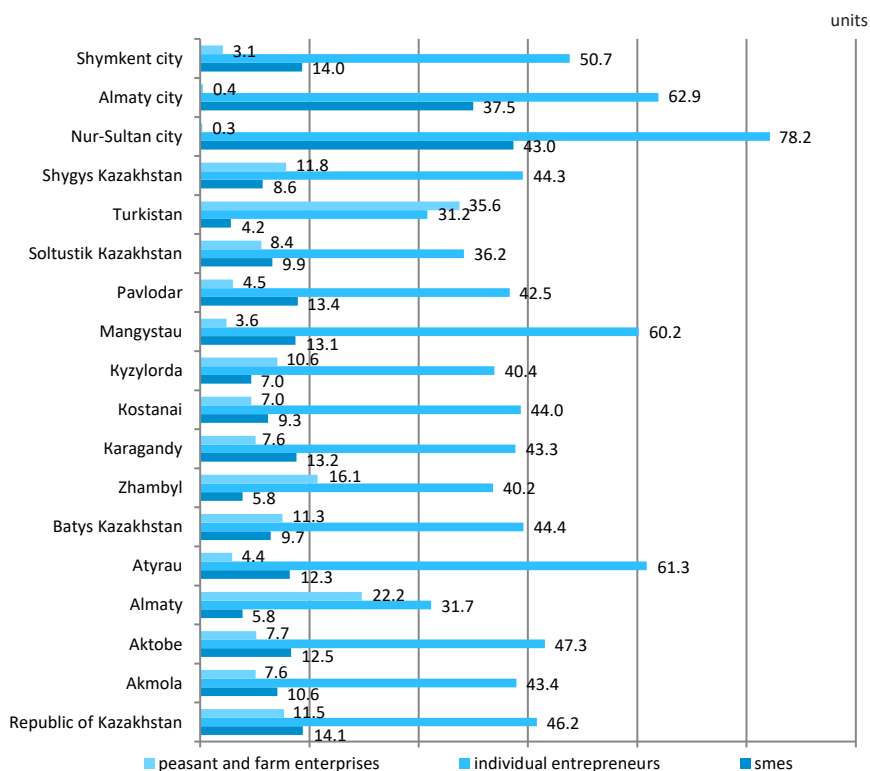
Structure of registered SME units



Structure of active SME units



Number of active units per 1000 inhabitants by regions of Kazakhstan, 2019



1.23 Number of occupied in SMEs

persons

	Number of occupied, in total	Number of occupied SME units			
		total	including		
			On SMEs	in individual entrepreneurship	in peasant and farm enterprises
Republic of Kazakhstan	8 780 829	3 448 727	1 773 057	1 378 884	296 786
Akkola	408 002	132 057	66 892	56 455	8 710
Aktope	416 458	153 241	76 709	66 118	10 414
Almaty	990 965	262 355	96 049	101 632	64 674
Atyrau	316 264	140 178	73 741	62 275	4 162
Batys Kazakhstan	321 662	120 559	55 879	53 191	11 489
Zhambyl	507 038	127 419	37 578	64 859	24 982
Karagandy	648 934	244 117	128 079	101 428	14 610
Kostanai	484 786	160 764	80 011	69 305	11 448

Continuation

	Number of occupied, in total	Number of occupied SME units			
		total	including		
			On SMEs	in individual entrepreneurship	in peasant and farm enterprises
Kyzylorda	332 332	95 506	37 412	46 122	11 972
Mangystau	305 516	122 897	57 014	62 695	3 188
Pavlodar	390 539	138 365	70 597	60 493	7 275
Soltustik Kazakhstan	293 351	107 534	59 997	39 353	8 184
Turkistan	784 339	216 540	54 275	78 037	84 228
Shygys Kazakhstan	680 989	234 379	99 360	108 751	26 268
Nur-Sultan city	553 331	387 879	252 107	135 321	451
Almaty city	936 544	645 586	443 366	201 080	1 140
Shymkent city	409 779	159 351	83 991	71 769	3 591

1.24 Number of occupied SMEs by economic activity

persons

	Number of occupied, in total	Number of occupied SME units			
		Total	including		
			on SMEs	in individual entrepreneurship	in peasant and farm enterprises
Total	8 780 829	3 448 727	1 773 057	1 378 884	296 786
Agriculture, forestry and fishing	1 184 715	447 344	118 249	32 309	296 786
Industry	1 094 895	339 706	275 504	64 202	-
Mining and quarrying	279 936	33 657	33 251	406	-
Manufacturing	583 629	272 508	211 635	60 873	-
Electricity, gas, steam and air conditioning	150 169	14 655	13 896	759	-
Water supply; sewerage, waste management and remediation activities	81 161	18 886	16 722	2 164	-
Construction	635 609	299 535	258 159	41 376	-
Wholesale and retail trade; repair of motor vehicles and motorcycles	1 431 051	996 442	398 449	597 993	-
Transportation and storage	637 933	189 390	92 600	96 790	-
Accommodation and food service activities	196 921	133 608	57 548	76 060	-
Information and communication	161 746	62 769	47 307	15 462	-
Financial and insurance activities	190 461	24 744	24 057	687	-
Real estate activities	154 483	171 081	65 416	105 665	-
Professional, scientific and technical activities	256 367	139 083	110 393	28 690	-
Administrative and support service activities	292 275	163 771	125 361	38 410	-
Education	1 108 686	99 160	78 825	20 335	-
Health care and social services	502 698	65 524	54 221	11 303	-
Arts, entertainment and recreation	141 954	30 627	16 904	13 723	-
Other service activities	791 035	285 943	50 064	235 879	-

1.25 The share of occupied in the SME sector in the total number of occupied

in percent

	All SME units	Including		
		SMEs	individual entrepreneurs	peasant and farm enterprises
Republic of Kazakhstan	39.3	20.2	15.7	3.4
Akmola	32.4	16.4	13.9	2.1
Aktobe	36.8	18.4	15.9	2.5
Almaty	26.5	9.7	10.3	6.5
Atyrau	44.3	23.3	19.7	1.3
Batys Kazakhstan	37.5	17.4	16.5	3.6
Zhambyl	25.1	7.4	12.8	4.9
Karagandy	37.6	19.7	15.6	2.3
Kostanai	33.2	16.5	14.3	2.4
Kyzylorda	28.7	11.2	13.9	3.6
Mangystau	40.2	18.7	20.5	1.0
Pavlodar	35.4	18.1	15.5	1.8
Soltustik Kazakhstan	36.7	20.5	13.4	2.8
Turkistan	27.6	6.9	10.0	10.7
Shygys Kazakhstan	34.4	14.6	16.0	3.8
Nur-Sultan city	70.1	45.6	24.4	0.1
Almaty city	68.9	47.3	21.5	0.1
Shymkent city	38.9	20.5	17.5	0.9

1.26 The share of occupied in the SME sector in the total number of occupied by economic activity

in percent

	All SME units	Including		
		SMEs	individual entrepreneurs	peasant and farm enterprises
Total	39.3	20.2	15.7	3.4
Agriculture, forestry and fishing	37.8	10.0	2.7	25.1
Industry	31.0	25.1	5.9	-
Mining and quarrying	12.0	11.9	0.1	-
Manufacturing	46.7	36.3	10.4	-
Electricity, gas, steam and air conditioning	9.8	9.3	0.5	-
Water supply; sewerage, waste management and remediation activities	23.3	20.6	2.7	-
Construction	47.1	40.6	6.5	-
Wholesale and retail trade; repair of motor vehicles and motorcycles	69.6	27.8	41.8	-
Transportation and storage	29.7	14.5	15.2	-
Accommodation and food service activities	67.8	29.2	38.6	-
Information and communication	38.8	29.2	9.6	-
Financial and insurance activities	13.0	12.6	0.4	-
Real estate activities	110.7	42.3	68.4	-
Professional, scientific and technical activities	54.3	43.1	11.2	-
Administrative and support service activities	56.0	42.9	13.1	-
Education	8.9	7.1	1.8	-
Health care and social services	13.0	10.8	2.2	-
Arts, entertainment and recreation	21.6	11.9	9.7	-
Other service activities	36.1	6.3	29.8	-

1.27 The share of occupied in the SME sector in the economically active population

	Economically active population, persons	Share, in percent			
		all SME units	including		
			SMEs	individual entrepreneurs	peasant and farm enterprises
Republic of Kazakhstan	9 221 481	37.4	19.2	15.0	3.2
Akmola	428 253	30.8	15.6	13.2	2.0
Aktobe	437 292	35.0	17.5	15.1	2.4
Almaty	1 038 725	25.3	9.3	9.8	6.2
Atyrau	332 351	42.2	22.2	18.7	1.3
Batys Kazakhstan	338 012	35.7	16.5	15.8	3.4
Zhambyl	532 485	23.9	7.0	12.2	4.7
Karagandy	678 947	36.0	18.9	14.9	2.2
Kostanai	508 907	31.6	15.7	13.6	2.3
Kyzylorda	349 125	27.4	10.7	13.2	3.5
Mangystau	320 873	38.3	17.8	19.5	1.0
Pavlodar	409 685	33.8	17.2	14.8	1.8
Soltustik Kazakhstan	308 259	34.9	19.5	12.8	2.6
Turkistan	826 189	26.2	6.6	9.4	10.2
Shygys Kazakhstan	715 048	32.8	13.9	15.2	3.7
Nur-Sultan city	578 875	67.0	43.5	23.4	0.1
Almaty city	986 569	65.4	44.9	20.4	0.1
Shymkent city	431 886	36.9	19.5	16.6	0.8

1.28 Output of products by SME units

million tenge

	All SME units	Including		
		SMEs	individual entrepreneurs	peasant and farm enterprises
Republic of Kazakhstan	32 386 960	28 876 416	1 902 754	1 607 790
Akmola	820 938	697 126	72 478	51 334
Aktobe	960 216	802 607	85 819	71 790
Almaty	1 589 167	1 117 802	111 174	360 191
Atyrau	3 177 603	3 064 354	92 107	21 142
Batys Kazakhstan	1 628 569	1 486 686	78 813	63 070
Zhambyl	520 445	311 224	51 706	157 515
Karagandy	1 436 327	1 169 329	134 697	132 301
Kostanai	1 202 082	1 004 057	98 217	99 808
Kyzylorda	435 276	368 753	36 004	30 519
Mangystau	1 209 395	1 113 994	86 825	8 576
Pavlodar	898 494	744 538	79 493	74 463
Soltustik Kazakhstan	647 121	486 107	58 704	102 310
Turkistan	746 861	438 076	77 720	231 065
Shygys Kazakhstan	1 262 375	939 346	122 229	200 800
Nur-Sultan city	6 460 201	6 233 326	226 847	28
Almaty city	8 333 733	7 957 441	376 291	1
Shymkent city	1 058 157	941 650	113 630	2 877

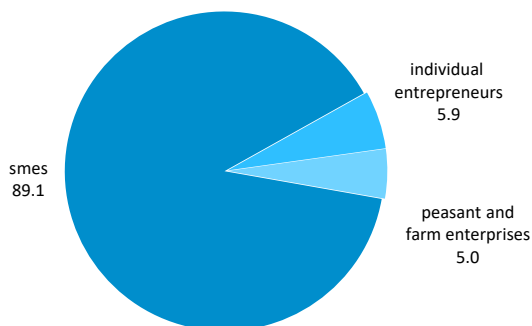
1.29 Output of products by SME units by economic activity

million tenge

	All SME units	Including		
		SMEs	individual entrepreneurs	peasant and farm enterprises
Total	32 386 960	28 876 416	1 902 754	1 607 790
Agriculture, forestry and fishing	2 510 170	885 557	16 823	1 607 790
Industry	6 453 733	6 372 587	81 146	-
Mining and quarrying	1 868 248	1 867 470	778	-
Manufacturing	3 997 942	3 920 959	76 983	-
Electricity, gas, steam and air conditioning	470 546	469 623	923	-
Water supply; sewerage, waste management and remediation activities	116 997	114 535	2 462	-
Construction	5 239 904	5 184 567	55 337	-
Wholesale and retail trade; repair of motor vehicles and motorcycles	8 371 591	7 418 804	952 787	-
Transportation and storage	2 403 440	2 269 023	134 417	-
Accommodation and food service activities	446 684	368 689	77 995	-
Information and communication	903 811	882 928	20 883	-
Financial and insurance activities	289 505	289 153	352	-
Real estate activities	1 232 848	1 037 665	195 183	-
Professional, scientific and technical activities	2 213 320	2 179 189	34 131	-
Administrative and support service activities	825 348	758 969	66 379	-
Education	244 568	232 984	11 584	-
Health care and social services	250 139	241 138	9 001	-
Arts, entertainment and recreation	166 810	154 343	12 467	-
Other service activities	835 089	600 820	234 269	-

Structure of output by SME units

in percent



2. Dynamic of development of small and medium enterprise (SME)

Main indicators

	2005	2006	2007	2008	2009	2010	2011	2012
Evaluation of the contribution of small and medium enterprises in the gross domestic product*, in percent	10.5	9.8	10.7	16.7	17.7	20.6	17.3	17.1
Registered units of SMEs	742 785	840 000	938 155	1 026 255	934 691	1 196 725	1 383 727	1 399 787
Including:								
Registered enterprises of small business	157 568	172 277	189 671	203 142	213 454	204 989	216 486	229 865
Registered enterprises of medium business	3 738	3 769	4 053	3 770	11 024	11 871	12 659	12 153
Registered individual entrepreneurs	394 672	469 648	549 931	625 488	516 778	793 514	954 506	968 288
Registered peasant and farm enterprises	186 807	194 306	194 500	193 855	193 435	186 351	200 076	189 481
The share of registered small and medium enterprises in the total number of registered business entities for the Republic of Kazakhstan, in percent	91.9	92.1	92.6	93.0	92.7	94.5	95.0	94.9
Active small and medium-sized enterprises, units including:	507 365	572 738	643 376	707 821	663 374	661 598	846 111	809 750
active enterprises of small business	50 612	47 756	55 865	58 480	60 601	66 492	64 457	62 888
active enterprises of medium business	2 541	2 678	2 476	4 019	4 160	8 712	9 028	8 388
active individual entrepreneurs	297 234	358 583	415 709	475 841	428 420	416 085	589 640	573 618
active peasant and farm enterprises	156 978	163 721	169 326	169 481	170 193	170 309	182 986	164 856
The share of active units of SME in the total number of active business entities for the Republic of Kazakhstan, in percent	92.1	92.8	93.5	93.9	93.4	94.2	95.4	95.1
Number of occupied in SME including:	1 875 526	1 951 888	2 121 198	2 152 960	2 296 600	2 630 580	2 427 136	2 383 338
Number of occupied in enterprises of small business	533 779	557 884	585 864	464 622	551 308	746 240	539 285	500 591
Number of occupied in enterprises of medium business	265 472	267 074	259 122	397 607	405 094	748 240	689 385	675 486

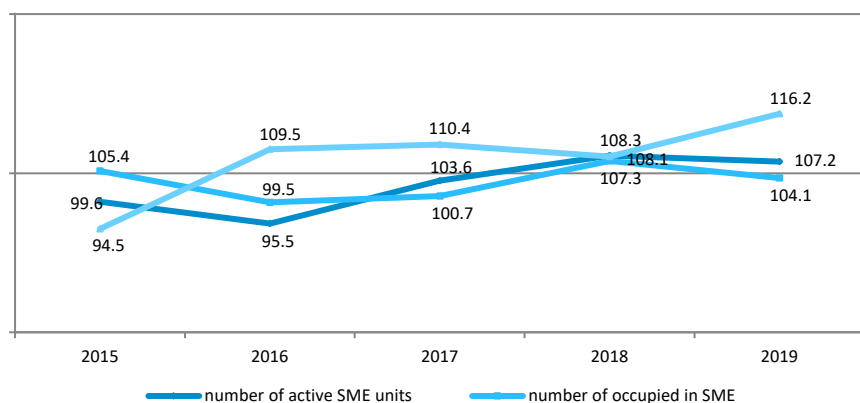
	Continuation							
	2005	2006	2007	2008	2009	2010	2011	2012
Number of occupied of individual entrepreneurs	571 620	622 668	733 458	828 963	874 356	710 559	771 939	831 425
Number of occupied in peasant and farm enterprises	504 655	504 262	542 754	461 768	465 842	425 541	426 527	375 836
Output of products by SME units, million tenge including:	1 544 056	1 929 565	2 525 437	4 872 965	5 366 937	7 275 779	7 603 805	8 255 123
Enterprises of small business	844 633	1 033 437	1 327 128	1 152 071	1 270 715	1 673 528	1 445 158	1 546 428
Enterprises of medium business	309 473	408 014	459 160	2 967 498	3 323 021	4 761 501	4 897 119	5 405 045
Individual entrepreneurs	222 994	302 717	473 648	437 313	371 192	495 074	675 104	754 366
Peasant and farm enterprises	166 956	185 397	265 501	316 083	402 009	345 676	586 424	549 284
	Continuation							
	2013	2014	2015	2016	2017	2018	2019	
Evaluation of the contribution of small and medium enterprises in the gross domestic product*, in percent	16.7	25.9	24.9	26.8	26.8	28.4	31.7	
Registered units of SMEs	1 535 983	1 664 318	1 481 454	1 498 243	1 540 592	1 577 747	1 603 839	
Including:								
Registered enterprises of small business	247 745	290 845	297 554	320 454	349 025	369 823	383 240	
Registered enterprises of medium business	12 610	2 932	3 089	3 016	2 959	2 958	2 758	
Registered individual entrepreneurs	1 086 460	1 178 503	991 963	989 019	993 621	999 731	996 550	
Registered peasant and farm enterprises	189 168	192 038	188 848	185 754	194 987	205 235	221 291	
The share of registered small and medium enterprises in the total number of registered business entities for the Republic of Kazakhstan, in percent	95.1	95.9	96.1	96.1	96.2	96.3	96.4	
Active small and medium-sized enterprises, units including:	888 233	929 870	1 242 579	1 106 353	1 145 994	1 241 328	1 330 244	
active enterprises of small business	61 076	80 135	175 679	189 637	208 742	231 325	258 365	
active enterprises of medium business	8 312	2 279	2 897	2 711	2 618	2 620	2 502	
active individual entrepreneurs	660 262	694 759	882 849	736 121	747 107	809 115	855 920	
active peasant and farm enterprises	158 583	152 697	181 154	177 884	187 527	198 268	213 457	

	Continuation						
	2013	2014	2015	2016	2017	2018	2019
The share of active units of SME in the total number of active business entities for the Republic of Kazakhstan, in percent	95.4	95.9	96.6	96.4	96.2	96.4	96.6
Number of occupied in SME	2 576 902	2 810 962	3 183 844	3 166 792	3 190 133	3 312 457	3 448 727
including:							
Number of occupied in enterprises of small business	527 519	849 015	1 185 186	1 249 270	1 301 826	1 351 882	1 408 192
Number of occupied in enterprises of medium business	711 788	516 520	351 779	352 954	361 393	364 888	364 865
Number of occupied of individual entrepreneurs	990 681	1 136 050	1 360 338	1 288 167	1 240 876	1 315 162	1 378 884
Number of occupied in peasant and farm enterprises	346 914	309 377	286 541	276 401	286 038	280 525	296 786
Output of products by SME units, million tenge	9 165 412	15 568 081	15 699 405	19 609 010	23 241 125	26 473 049	32 386 960
including:							
Enterprises of small business	1 871 067	8 007 342	10 200 061	13 568 530	16 488 047	18 272 335	22 947 233
Enterprises of medium business	5 610 130	5 801 985	3 076 564	3 484 992	4 045 875	5 118 377	5 929 183
Individual entrepreneurs	949 816	972 670	1 518 237	1 511 733	1 554 704	1 764 985	1 902 754
Peasant and farm enterprises	734 399	786 084	904 543	1 043 755	1 152 499	1 317 352	1 607 790

**The indicator is calculated using the new method.*

Dynamics of changes in key performance indicators of SME units

in percent to previous year



2.2 Number of active SMEs

units

	2015	2016	2017	2018	2019
Total					
Republic of Kazakhstan	1 242 579	1 106 353	1 145 994	1 241 328	1 330 244
Akmola	46 256	40 531	41 719	44 106	45 453
Aktobe	50 212	47 868	50 209	54 430	59 116
Almaty	117 332	107 980	109 877	115 630	122 368
Atyrau	46 687	40 735	42 897	46 756	49 917
Batys Kazakhstan	39 588	36 157	37 111	40 062	42 785
Zhambyl	63 511	53 852	58 692	63 262	69 961
Karagandy	85 906	79 424	79 276	84 032	88 299
Kostanai	60 252	47 729	48 237	51 093	52 516
Kyzylorda	41 474	35 614	37 450	42 342	46 297
Mangystau	46 488	44 138	47 015	51 096	52 949
Ontustik Kazakhstan	183 367	168 889	177 411	-	-
Pavlodar	44 264	40 628	41 311	43 820	45 482
Soltustik Kazakhstan	34 306	27 652	27 587	28 969	30 071
Turkistan	-	-	-	130 804	141 992
Shygys Kazakhstan	98 617	87 041	79 966	87 678	88 938
Nur-Sultan city	99 186	92 921	97 251	124 685	134 475
Almaty city	185 133	155 194	169 985	174 509	190 190
Shymkent city	-	-	-	58 054	69 435
Enterprises of small business					
Republic of Kazakhstan	175 679	189 637	208 742	231 325	258 365
Akmola	4 828	5 726	6 437	7 072	7 703
Aktobe	7 070	8 279	9 032	9 856	10 819
Almaty	6 423	6 862	8 627	10 246	11 739
Atyrau	5 959	5 335	6 016	7 037	7 776
Batys Kazakhstan	4 277	4 762	5 505	5 825	6 277
Zhambyl	3 891	4 268	5 231	5 916	6 520
Karagandy	13 889	14 872	16 100	17 122	18 024
Kostanai	5 887	5 928	6 614	7 278	7 951
Kyzylorda	4 437	4 563	4 827	5 194	5 533
Mangystau	5 925	6 454	7 414	8 322	8 958
Ontustik Kazakhstan	12 635	13 922	16 523	-	-
Pavlodar	6 743	7 566	8 480	9 199	9 994
Soltustik Kazakhstan	3 772	4 218	4 704	4 967	5 347
Turkistan	-	-	-	7 084	8 314
Shygys Kazakhstan	8 070	8 542	9 895	10 818	11 676
Nur-Sultan city	26 758	30 900	35 329	40 887	47 395
Almaty city	55 115	57 440	58 008	62 324	70 117
Shymkent city	-	-	-	12 178	14 222
Enterprises of medium business					
Republic of Kazakhstan	2 897	2 711	2 618	2 620	2 502
Akmola	125	117	114	116	114
Aktobe	94	101	101	105	90
Almaty	138	139	152	162	163
Atyrau	85	99	103	114	121
Batys Kazakhstan	83	91	92	91	71
Zhambyl	61	53	51	54	47
Karagandy	196	192	188	181	160
Kostanai	155	147	147	149	144

	Continuation				
	2015	2016	2017	2018	2019
Kyzylorda	73	66	60	59	63
Mangystau	92	95	84	92	84
Ontustik Kazakhstan	151	159	163	-	-
Pavlodar	102	94	103	110	109
Soltustik Kazakhstan	140	135	125	134	124
Turkistan	-	-	-	50	56
Shygys Kazakhstan	167	158	163	171	154
Nur-Sultan city	292	295	261	251	227
Almaty city	943	770	711	661	650
Shymkent city	-	-	-	120	125
Individual entrepreneurs					
Republic of Kazakhstan	882 849	736 121	747 107	809 115	855 920
Akmola	37 770	31 171	31 034	32 173	32 017
Aktobe	38 828	34 906	35 935	38 687	41 451
Almaty	65 508	58 861	56 297	60 103	64 934
Atyrau	38 715	33 238	34 529	37 139	39 223
Batys Kazakhstan	30 884	26 662	26 064	27 895	29 041
Zhambyl	43 771	33 953	37 346	40 677	45 290
Karagandy	65 266	57 675	55 287	58 040	59 591
Kostanai	49 569	37 032	36 368	37 970	38 298
Kyzylorda	34 173	27 521	27 500	30 642	32 266
Mangystau	39 253	36 234	37 840	40 576	41 448
Ontustik Kazakhstan	102 174	86 876	92 092	-	-
Pavlodar	34 064	29 814	29 517	31 263	31 996
Soltustik Kazakhstan	27 571	20 511	19 595	20 179	19 990
Turkistan	-	-	-	54 685	62 471
Shygys Kazakhstan	74 467	63 168	55 407	61 149	60 863
Nur-Sultan city	72 132	61 694	61 553	83 339	86 559
Almaty city	128 704	96 805	110 743	110 931	118 591
Shymkent city	-	-	-	43 667	51 891
Peasant and farm enterprises					
Republic of Kazakhstan	181 154	177 884	187 527	198 268	213 457
Akmola	3 533	3 517	4 134	4 745	5 619
Aktobe	4 220	4 582	5 141	5 782	6 756
Almaty	45 263	42 118	44 801	45 119	45 532
Atyrau	1 928	2 063	2 249	2 466	2 797
Batys Kazakhstan	4 344	4 642	5 450	6 251	7 396
Zhambyl	15 788	15 578	16 064	16 615	18 104
Karagandy	6 555	6 685	7 701	8 689	10 524
Kostanai	4 641	4 622	5 108	5 696	6 123
Kyzylorda	2 791	3 464	5 063	6 447	8 435
Mangystau	1 218	1 355	1 677	2 106	2 459
Ontustik Kazakhstan	68 407	67 932	68 633	-	-
Pavlodar	3 355	3 154	3 211	3 248	3 383
Soltustik Kazakhstan	2 823	2 788	3 163	3 689	4 610
Turkistan	-	-	-	68 985	71 151
Shygys Kazakhstan	15 913	15 173	14 501	15 540	16 245
Nur-Sultan city	4	32	108	208	294
Almaty city	371	179	523	593	832
Shymkent city	-	-	-	2 089	3 197

2.3 Number of active SME units by economic activity

	units				
	2015	2016	2017	2018	2019
Total	1 242 579	1 106 353	1 145 994	1 241 328	1 330 244
Total	1 242 579	1 106 353	1 145 994	1 241 328	1 330 244
Agriculture, forestry and fishing	213 069	209 371	222 186	231 312	252 264
Industry	42 562	40 789	42 332	45 505	51 600
Mining and quarrying	1 948	2 257	2 470	2 746	3 101
Manufacturing	38 069	35 749	36 733	39 283	44 491
Electricity, gas, steam and air conditioning	794	900	1 022	1 175	1 345
Water supply; sewerage, waste management and remediation activities	1 751	1 883	2 107	2 301	2 663
Construction	49 801	48 733	52 011	58 139	64 775
Wholesale and retail trade; repair of motor vehicles and motorcycles	493 850	404 025	408 198	434 770	442 364
Transportation and storage	88 815	72 365	69 327	77 012	80 031
Accommodation and food service activities	29 789	25 736	26 884	29 924	34 272
Information and communication	14 943	14 503	14 785	16 247	18 241
Financial and insurance activities	5 787	5 883	5 915	6 190	6 621
Real estate activities	70 519	68 124	77 209	80 953	81 025
Professional, scientific and technical activities	32 873	30 888	31 807	34 361	39 255
Administrative and support service activities	33 558	30 569	30 622	33 572	37 080
Education	9 439	10 818	12 823	15 924	19 765
Health care and social services	7 605	7 397	7 851	8 778	9 843
Arts, entertainment and recreation	7 852	7 744	8 501	9 901	11 493
Other service activities	142 117	129 408	135 543	158 740	181 615
Enterprises of small business					
Total	175 679	189 637	208 742	231 325	258 365
Agriculture, forestry and fishing	6 339	8 259	10 828	11 571	12 551
Industry	15 714	16 910	18 053	18 621	20 348
Mining and quarrying	1 778	2 083	2 280	2 520	2 837
Manufacturing	12 329	12 998	13 735	13 915	15 024
Electricity, gas, steam and air conditioning	591	670	748	846	969
Water supply; sewerage, waste management and remediation activities	1 016	1 159	1 290	1 340	1 518
Construction	31 023	30 948	32 075	34 672	37 865
Wholesale and retail trade; repair of motor vehicles and motorcycles	54 236	56 891	64 441	73 905	82 502
Transportation and storage	8 194	8 723	9 073	9 971	11 133
Accommodation and food service activities	2 907	3 188	3 707	4 415	5 349
Information and communication	5 276	6 018	6 347	6 827	7 789
Financial and insurance activities	5 300	5 528	5 572	5 739	6 065
Real estate activities	7 152	7 732	8 198	8 798	9 658
Professional, scientific and technical activities	14 852	15 828	16 541	17 608	19 418
Administrative and support service activities	8 983	9 792	10 651	11 802	13 451
Education	3 769	4 740	5 945	7 324	8 705
Health care and social services	2 627	2 924	3 297	3 750	4 346
Arts, entertainment and recreation	1 320	1 618	1 911	2 233	2 574
Other service activities	7 987	10 538	12 103	14 089	16 611

					Continuation
	2015	2016	2017	2018	2019
Enterprises of medium business					
Total	2 897	2 711	2 618	2 620	2 502
Agriculture, forestry and fishing	285	285	271	291	272
Industry	672	641	640	642	622
Mining and quarrying	113	102	90	87	79
Manufacturing	493	466	479	476	469
Electricity, gas, steam and air conditioning	34	37	39	42	39
Water supply; sewerage, waste management and remediation activities	32	36	32	37	35
Construction	413	379	357	318	283
Wholesale and retail trade; repair of motor vehicles and motorcycles	437	374	365	380	371
Transportation and storage	194	187	170	156	163
Accommodation and food service activities	87	85	71	85	79
Information and communication	61	51	49	53	44
Financial and insurance activities	50	44	51	45	43
Real estate activities	62	65	62	61	57
Professional, scientific and technical activities	159	147	155	153	140
Administrative and support service activities	232	224	211	194	201
Education	44	43	46	57	48
Health care and social services	68	83	92	104	109
Arts, entertainment and recreation	49	38	36	43	35
Other service activities	84	65	42	38	35
Individual entrepreneurs					
Total	882 849	736 121	747 107	809 115	855 920
Agriculture, forestry and fishing	25 291	22 943	23 560	21 182	25 984
Industry	26 176	23 238	23 639	26 242	30 630
Mining and quarrying	57	72	100	139	185
Manufacturing	25 247	22 285	22 519	24 892	28 998
Electricity, gas, steam and air conditioning	169	193	235	287	337
Water supply; sewerage, waste management and remediation activities	703	688	785	924	1 110
Construction	18 365	17 406	19 579	23 149	26 627
Wholesale and retail trade; repair of motor vehicles and motorcycles	439 177	346 760	343 392	360 485	359 491
Transportation and storage	80 427	63 455	60 084	66 885	68 735
Accommodation and food service activities	26 795	22 463	23 106	25 424	28 844
Information and communication	9 606	8 434	8 389	9 367	10 408
Financial and insurance activities	437	311	292	406	513
Real estate activities	63 305	60 327	68 949	72 094	71 310
Professional, scientific and technical activities	17 862	14 913	15 111	16 600	19 697
Administrative and support service activities	24 343	20 553	19 760	21 576	23 428
Education	5 626	6 035	6 832	8 543	11 012
Health care and social services	4 910	4 390	4 462	4 924	5 388
Arts, entertainment and recreation	6 483	6 088	6 554	7 625	8 884
Other service activities	134 046	118 805	123 398	144 613	164 969
Peasant and farm enterprises					
Total	181 154	177 884	187 527	198 268	213 457

2.4 Number of occupied in SME

	persons				
	2015	2016	2017	2018	2019
Total					
Republic of Kazakhstan	3 183 844	3 166 792	3 190 133	3 312 457	3 448 727
Akmola	133 991	132 431	129 505	133 231	132 057
Aktobe	140 875	134 834	137 499	141 358	153 241
Almaty	255 898	257 976	239 931	252 095	262 355
Atyrau	127 386	123 507	126 650	136 144	140 178
Batys Kazakhstan	105 996	106 883	113 115	114 990	120 559
Zhambyl	126 767	117 418	120 131	119 540	127 419
Karagandy	235 093	230 790	232 239	237 446	244 117
Kostanai	159 665	151 172	154 362	159 827	160 764
Kyzylorda	86 610	81 611	85 610	92 758	95 506
Mangystau	111 665	112 022	116 175	122 810	122 897
Ontustik Kazakhstan	329 043	326 337	332 339	-	-
Pavlodar	132 033	131 253	131 300	133 615	138 365
Soltustik Kazakhstan	104 696	102 476	102 393	105 062	107 534
Turkistan	-	-	-	203 761	216 540
Shygys Kazakhstan	236 169	234 714	227 440	231 733	234 379
Nur-Sultan city	290 273	325 182	328 227	374 559	387 879
Almaty city	607 684	598 186	613 217	609 168	645 586
Shymkent city	-	-	-	144 360	159 351
Enterprises of small business					
Republic of Kazakhstan	1 185 186	1 249 270	1 301 826	1 351 882	1 408 192
Akmola	48 991	49 073	50 075	49 541	50 886
Aktobe	53 428	52 736	53 138	55 621	62 616
Almaty	61 333	65 033	68 102	68 430	71 755
Atyrau	52 801	46 984	47 482	51 900	56 474
Batys Kazakhstan	32 640	32 032	34 618	32 855	32 912
Zhambyl	28 635	27 591	30 126	29 768	30 609
Karagandy	85 500	85 759	93 526	98 208	102 316
Kostanai	51 317	48 824	54 389	55 955	57 028
Kyzylorda	27 662	27 169	28 960	29 282	28 057
Mangystau	42 830	40 236	42 777	47 398	43 252
Ontustik Kazakhstan	87 647	96 295	103 545	-	-
Pavlodar	49 398	51 207	50 654	49 765	52 762
Soltustik Kazakhstan	34 063	35 931	37 002	38 656	41 332
Turkistan	-	-	-	44 199	46 375
Shygys Kazakhstan	68 125	68 292	73 823	72 101	73 787
Nur-Sultan city	141 341	178 092	186 009	211 719	221 075
Almaty city	319 475	344 016	347 600	350 541	372 231
Shymkent city	-	-	-	65 943	64 725
Enterprises of medium business					
Republic of Kazakhstan	351 779	352 954	361 393	364 888	364 865
Akmola	18 421	19 681	18 387	18 808	16 006
Aktobe	17 578	15 607	16 016	15 077	14 093
Almaty	20 534	20 210	19 905	24 304	24 294
Atyrau	13 478	16 883	18 928	21 758	17 267
Batys Kazakhstan	12 203	13 258	18 836	19 599	22 967
Zhambyl	8 350	8 399	7 455	7 145	6 969
Karagandy	26 453	25 129	27 239	26 477	25 763
Kostanai	20 673	22 567	23 363	24 151	22 983

	Continuation				
	2015	2016	2017	2018	2019
Kyzylorda	10 066	9 848	9 592	9 612	9 355
Mangystau	12 759	15 635	15 236	14 029	13 762
Ontustik Kazakhstan	23 476	23 714	25 297	-	-
Pavlodar	13 879	13 329	15 258	16 025	17 835
Soltustik Kazakhstan	20 280	20 481	19 835	19 790	18 665
Turkistan	-	-	-	7 170	7 900
Shygys Kazakhstan	25 627	25 487	24 617	24 665	25 573
Nur-Sultan city	29 115	29 890	29 558	28 758	31 032
Almaty city	78 887	72 836	71 871	70 785	71 135
Shymkent city	-	-	-	16 735	19 266
Individual entrepreneurs					
Republic of Kazakhstan	1 360 338	1 288 167	1 240 876	1 315 162	1 378 884
Akmola	59 903	57 320	53 946	57 155	56 455
Aktobe	61 103	58 401	57 237	61 697	66 118
Almaty	95 598	98 748	87 246	94 760	101 632
Atyrau	58 637	57 110	56 601	58 765	62 275
Batys Kazakhstan	53 422	53 566	49 591	52 136	53 191
Zhambyl	56 489	49 635	50 634	58 943	64 859
Karagandy	110 187	107 324	98 357	100 585	101 428
Kostanai	78 477	70 851	65 778	68 643	69 305
Kyzylorda	44 398	39 925	38 276	43 994	46 122
Mangystau	54 850	54 875	55 568	58 688	62 695
Ontustik Kazakhstan	126 090	118 176	120 643	-	-
Pavlodar	62 154	60 431	57 880	60 915	60 493
Soltustik Kazakhstan	47 542	41 099	39 397	39 609	39 353
Turkistan	-	-	-	69 738	78 037
Shygys Kazakhstan	122 360	122 195	104 027	109 410	108 751
Nur-Sultan city	119 813	117 195	112 543	133 691	135 321
Almaty city	209 315	181 316	193 152	187 023	201 080
Shymkent city	-	-	-	59 410	71 769
Peasant and farm enterprises					
Republic of Kazakhstan	286 541	276 401	286 038	280 525	296 786
Akmola	6 676	6 357	7 097	7 727	8 710
Aktobe	8 766	8 090	11 108	8 963	10 414
Almaty	78 433	73 985	64 678	64 601	64 674
Atyrau	2 470	2 530	3 639	3 721	4 162
Batys Kazakhstan	7 731	8 027	10 070	10 400	11 489
Zhambyl	33 293	31 793	31 916	23 684	24 982
Karagandy	12 953	12 578	13 117	12 176	14 610
Kostanai	9 198	8 930	10 832	11 078	11 448
Kyzylorda	4 484	4 669	8 782	9 870	11 972
Mangystau	1 226	1 276	2 594	2 695	3 188
Ontustik Kazakhstan	91 830	88 152	82 854	-	-
Pavlodar	6 602	6 286	7 508	6 910	7 275
Soltustik Kazakhstan	2 811	4 965	6 159	7 007	8 184
Turkistan	-	-	-	82 654	84 228
Shygys Kazakhstan	20 057	18 740	24 973	25 557	26 268
Nur-Sultan city	4	5	117	391	451
Almaty city	7	18	594	819	1 140
Shymkent city	-	-	-	2 272	3 591

2.5 Number of occupied in SME by economic activity

	persons				
	2015	2016	2017	2018	2019
Total					
Total	3 183 844	3 166 791	3 190 133	3 312 457	3 448 727
Agriculture, forestry and fishing	412 077	403 527	419 315	417 243	447 344
Industry	307 329	308 463	321 309	340 650	339 706
Mining and quarrying	29 428	28 228	29 767	33 891	33 657
Manufacturing	241 439	243 214	252 837	268 323	272 508
Electricity, gas, steam and air conditioning	13 966	13 171	13 854	18 327	14 655
Water supply; sewerage, waste management and remediation activities	22 496	23 850	24 851	20 109	18 886
Construction	280 734	293 802	283 692	292 570	299 535
Wholesale and retail trade; repair of motor vehicles and motorcycles	985 247	943 019	927 808	974 283	996 442
Transportation and storage	195 733	189 515	179 858	196 998	189 390
Accommodation and food service activities	108 411	108 015	113 226	125 396	133 608
Information and communication	53 086	53 727	51 841	60 021	62 769
Financial and insurance activities	20 594	20 007	21 091	24 165	24 744
Real estate activities	168 860	172 709	177 712	164 978	171 081
Professional, scientific and technical activities	143 183	136 882	135 596	131 416	139 083
Administrative and support service activities	138 888	143 635	145 177	156 529	163 771
Education	50 632	64 197	76 951	84 902	99 160
Health care and social services	48 028	52 607	57 666	60 520	65 524
Arts, entertainment and recreation	49 773	51 666	49 761	30 675	30 627
Other service activities	221 269	225 020	229 130	252 111	285 943
Enterprises of small business					
Total	1 185 186	1 249 269	1 301 826	1 351 882	1 408 192
Agriculture, forestry and fishing	58 264	59 422	61 347	64 659	75 113
Industry	163 945	159 906	175 681	180 133	180 246
Mining and quarrying	18 188	15 745	18 971	22 107	22 121
Manufacturing	121 639	119 989	131 115	137 992	139 216
Electricity, gas, steam and air conditioning	7 824	7 372	7 693	8 093	7 895
Water supply; sewerage, waste management and remediation activities	16 294	16 800	17 902	11 941	11 014
Construction	197 018	211 128	199 455	205 432	206 655
Wholesale and retail trade; repair of motor vehicles and motorcycles	268 302	286 622	306 835	328 799	348 169
Transportation and storage	66 010	64 883	66 707	78 486	69 568
Accommodation and food service activities	28 194	31 082	34 665	47 701	45 220
Information and communication	29 997	32 580	32 464	39 387	39 890
Financial and insurance activities	18 452	18 734	19 703	22 338	22 253
Real estate activities	65 921	69 016	67 476	51 319	56 277
Professional, scientific and technical activities	96 878	93 896	92 205	88 250	93 333
Administrative and support service activities	74 732	83 457	84 200	95 398	102 039
Education	34 147	45 116	56 248	63 369	73 053
Health care and social services	25 870	28 858	32 892	34 226	37 304
Arts, entertainment and recreation	34 810	36 089	34 341	13 357	11 418
Other service activities	22 646	28 480	37 607	39 028	47 654

					Continuation
	2015	2016	2017	2018	2019
Enterprises of medium business					
Total	351 779	352 954	361 393	364 888	364 865
Agriculture, forestry and fishing	41 148	42 570	43 381	44 757	43 136
Industry	88 733	93 838	91 440	101 828	95 258
Mining and quarrying	11 064	12 321	10 575	11 477	11 130
Manufacturing	67 032	70 522	69 837	74 562	72 419
Electricity, gas, steam and air conditioning	5 623	5 267	5 560	9 557	6 001
Water supply; sewerage, waste management and remediation activities	5 014	5 728	5 468	6 232	5 708
Construction	52 639	51 223	51 861	50 807	51 504
Wholesale and retail trade; repair of motor vehicles and motorcycles	45 896	44 153	46 381	45 455	50 280
Transportation and storage	22 487	24 681	25 295	23 999	23 032
Accommodation and food service activities	11 899	12 062	12 926	10 077	12 328
Information and communication	8 622	6 992	6 083	6 614	7 417
Financial and insurance activities	1 572	817	978	1 303	1 804
Real estate activities	7 183	8 264	7 412	7 521	9 139
Professional, scientific and technical activities	19 273	17 147	19 182	18 031	17 060
Administrative and support service activities	26 046	23 773	27 191	25 731	23 322
Education	5 812	6 203	6 469	5 112	5 772
Health care and social services	12 683	13 809	14 838	15 968	16 917
Arts, entertainment and recreation	4 766	4 799	4 538	5 288	5 486
Other service activities	3 020	2 623	3 418	2 397	2 410
Individual entrepreneurs					
Total	1 360 338	1 288 167	1 240 876	1 315 162	1 378 884
Agriculture, forestry and fishing	26 124	25 134	28 549	27 302	32 309
Industry	54 651	54 719	54 188	58 689	64 202
Mining and quarrying	176	162	221	307	406
Manufacturing	52 768	52 703	51 885	55 769	60 873
Electricity, gas, steam and air conditioning	519	532	601	677	759
Water supply; sewerage, waste management and remediation activities	1 188	1 322	1 481	1 936	2 164
Construction	31 077	31 451	32 376	36 331	41 376
Wholesale and retail trade; repair of motor vehicles and motorcycles	671 049	612 244	574 592	600 029	597 993
Transportation and storage	107 236	99 951	87 856	94 513	96 790
Accommodation and food service activities	68 318	64 871	65 635	67 618	76 060
Information and communication	14 467	14 155	13 294	14 020	15 462
Financial and insurance activities	570	456	410	524	687
Real estate activities	95 756	95 429	102 824	106 138	105 665
Professional, scientific and technical activities	27 032	25 839	24 209	25 135	28 690
Administrative and support service activities	38 110	36 405	33 786	35 400	38 410
Education	10 673	12 878	14 234	16 421	20 335
Health care and social services	9 475	9 940	9 936	10 326	11 303
Arts, entertainment and recreation	10 197	10 778	10 882	12 030	13 723
Other service activities	195 603	193 917	188 105	210 686	235 879
Peasant and farm enterprises					
Total	286 541	276 401	286 038	280 525	296 786

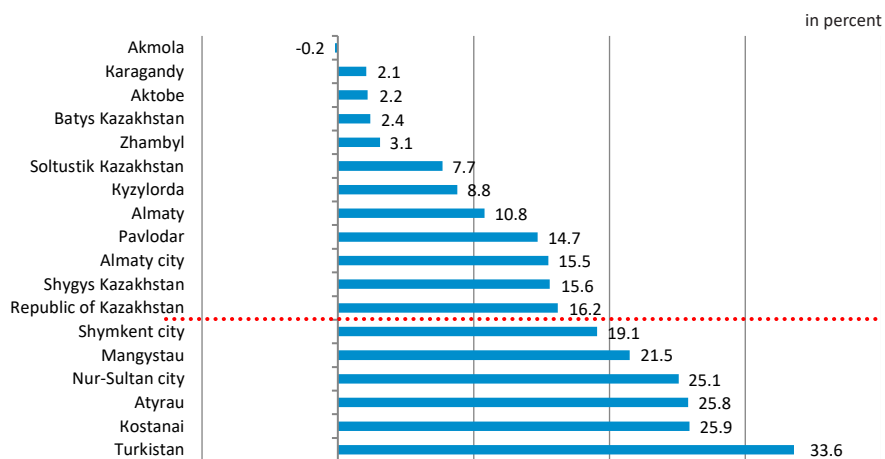
2.6 The output of all SMEs

million tenge

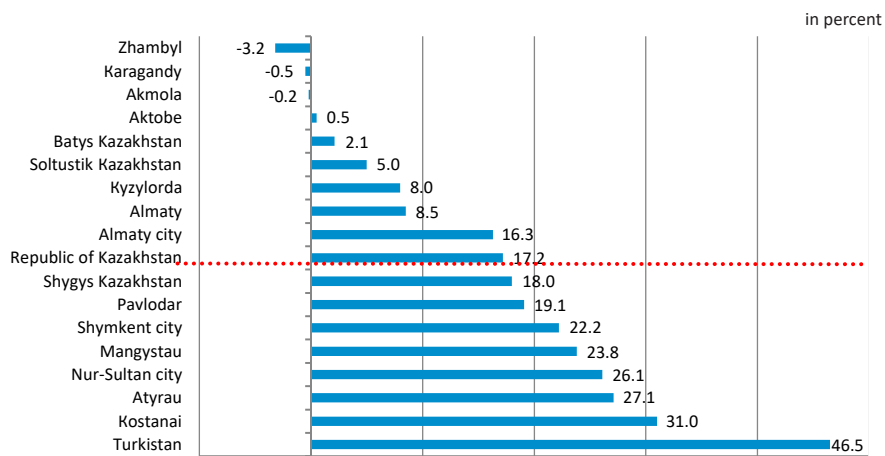
	2015	2016	2017	2018	2019
Total					
Republic of Kazakhstan	15 699 405	19 609 010	23 241 125	26 473 049	32 386 960
Akmola	481 256	587 262	653 408	785 649	820 938
Aktobe	636 782	660 197	757 393	894 930	960 216
Almaty	854 769	976 529	1 142 516	1 367 731	1 589 167
Atyrau	869 820	967 674	1 647 391	2 385 604	3 177 603
Batys Kazakhstan	1 006 829	1 281 766	1 448 044	1 510 142	1 628 569
Zhambyl	337 936	381 622	431 073	479 542	520 445
Karagandy	717 269	820 338	1 031 609	1 333 266	1 436 327
Kostanai	482 159	573 086	764 732	908 634	1 202 082
Kyzylorda	236 518	266 435	325 868	380 617	435 276
Mangystau	640 770	878 499	784 844	943 258	1 209 395
Ontustik Kazakhstan	848 239	1 035 100	1 160 075	-	-
Pavlodar	611 951	524 121	745 522	745 716	898 494
Soltustik Kazakhstan	334 893	374 662	490 388	570 829	647 121
Turkistan	-	-	-	532 055	746 861
Shygyz Kazakhstan	615 114	826 040	900 219	1 037 218	1 262 375
Nur-Sultan city	3 359 227	4 297 809	4 888 936	4 886 210	6 460 201
Almaty city	3 665 873	5 157 870	6 069 107	6 870 957	8 333 733
Shymkent city	-	-	-	840 691	1 058 157
Enterprises of small business					
Republic of Kazakhstan	10 200 061	13 568 530	16 488 047	18 272 335	22 947 233
Akmola	261 622	354 339	401 467	483 142	543 085
Aktobe	395 200	447 258	484 602	596 373	594 038
Almaty	393 891	429 314	569 178	707 125	787 345
Atyrau	644 305	680 531	1 272 190	1 922 601	2 844 956
Batys Kazakhstan	791 143	999 504	1 110 862	1 170 970	1 181 312
Zhambyl	161 065	172 454	198 857	206 792	227 203
Karagandy	419 748	507 224	642 738	867 485	921 112
Kostanai	244 159	297 354	431 419	523 445	764 361
Kyzylorda	144 943	150 383	195 730	225 667	248 061
Mangystau	454 141	621 320	551 278	657 692	649 152
Ontustik Kazakhstan	461 808	585 247	650 572	-	-
Pavlodar	417 374	318 624	469 054	420 364	517 300
Soltustik Kazakhstan	151 040	175 374	239 235	295 606	355 086
Turkistan	-	-	-	224 647	335 676
Shygyz Kazakhstan	267 752	440 045	471 644	535 985	682 738
Nur-Sultan city	2 617 572	3 537 812	4 044 131	3 695 943	5 077 895
Almaty city	2 374 298	3 851 747	4 755 090	5 211 488	6 514 639
Shymkent city	-	-	-	527 010	703 274
Enterprises of medium business					
Republic of Kazakhstan	3 076 564	3 484 992	4 045 875	5 118 377	5 929 183
Akmola	101 337	140 929	147 845	183 878	154 041
Aktobe	149 496	116 710	160 967	163 866	208 569
Almaty	182 456	238 870	252 976	275 001	330 457
Atyrau	122 426	186 605	266 271	353 494	219 398
Batys Kazakhstan	99 925	140 722	183 970	212 092	305 374
Zhambyl	50 675	67 843	77 078	98 408	84 021
Karagandy	129 226	147 629	195 731	246 617	248 217
Kostanai	110 029	145 575	178 554	205 608	239 696

Continuation					
	2015	2016	2017	2018	2019
Kyzylorda	45 617	68 362	70 414	99 058	120 692
Mangystau	124 952	178 370	153 099	195 065	464 842
Ontustik Kazakhstan	134 128	165 552	204 459	-	-
Pavlodar	91 534	98 775	132 697	175 249	227 238
Soltustik Kazakhstan	87 205	103 567	120 295	144 088	131 021
Turkistan	-	-	-	59 816	102 400
Shygys Kazakhstan	153 381	176 244	190 177	220 094	256 608
Nur-Sultan city	543 972	569 361	665 897	980 789	1 155 431
Almaty city	950 205	939 878	1 045 445	1 303 023	1 442 802
Shymkent city	-	-	-	202 231	238 376
Individual entrepreneurs					
Republic of Kazakhstan	1 518 237	1 511 733	1 554 704	1 764 985	1 902 754
Akmola	77 403	52 749	57 856	71 487	72 478
Aktobe	55 162	52 778	62 703	73 554	85 819
Almaty	92 864	97 495	97 880	105 481	111 174
Atyrau	87 966	85 532	93 547	92 219	92 107
Batys Kazakhstan	83 309	93 454	101 299	79 811	78 813
Zhambyl	39 447	38 067	47 152	50 653	51 706
Karagandy	101 887	83 900	99 781	114 851	134 697
Kostanai	64 811	65 924	72 786	88 046	98 217
Kyzylorda	30 437	31 497	39 479	35 377	36 004
Mangystau	57 662	74 356	74 982	84 296	86 825
Ontustik Kazakhstan	107 552	118 532	141 641	-	-
Pavlodar	51 238	48 304	74 031	74 533	79 493
Soltustik Kazakhstan	42 366	34 874	57 042	51 665	58 704
Turkistan	-	-	-	53 545	77 720
Shygys Kazakhstan	87 204	77 451	87 076	114 758	122 229
Nur-Sultan city	197 655	190 609	178 879	209 453	226 847
Almaty city	341 274	366 211	268 570	356 441	376 291
Shymkent city	-	-	-	108 815	113 630
Peasant and farm enterprises					
Republic of Kazakhstan	904 543	1 043 755	1 152 499	1 317 352	1 607 790
Akmola	40 894	39 245	46 240	47 142	51 334
Aktobe	36 924	43 451	49 121	61 137	71 790
Almaty	185 558	210 850	222 482	280 124	360 191
Atyrau	15 123	15 006	15 383	17 290	21 142
Batys Kazakhstan	32 452	48 086	51 913	47 269	63 070
Zhambyl	86 749	103 258	107 986	123 689	157 515
Karagandy	66 408	81 585	93 359	104 313	132 301
Kostanai	63 160	64 233	81 973	91 535	99 808
Kyzylorda	15 521	16 193	20 245	20 515	30 519
Mangystau	4 015	4 453	5 485	6 205	8 576
Ontustik Kazakhstan	144 751	165 769	163 403	-	-
Pavlodar	51 805	58 418	69 740	75 570	74 463
Soltustik Kazakhstan	54 282	60 847	73 816	79 470	102 310
Turkistan	-	-	-	194 047	231 065
Shygys Kazakhstan	106 777	132 300	151 322	166 381	200 800
Nur-Sultan city	28	27	29	25	28
Almaty city	96	34	2	5	1
Shymkent city	-	-	-	2 635	2 877

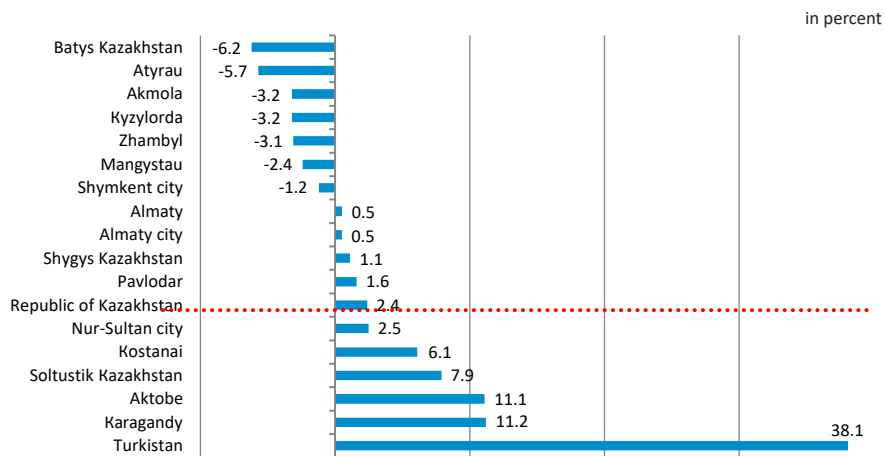
Decrease (increase) in output of all SMEs in 2019



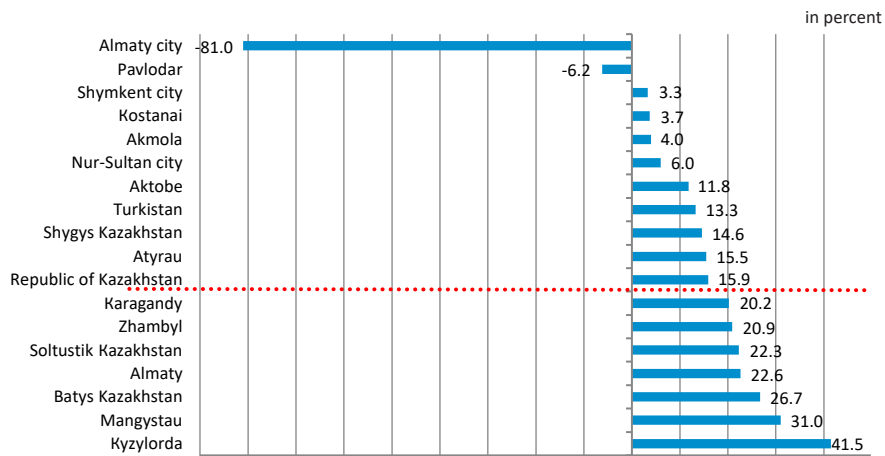
Decrease (increase) in output by legal entities in 2019



Decrease (increase) in output by individual entrepreneurs in 2019



Decrease (increase) in output by PFE (peasant farm enterprise) in 2019



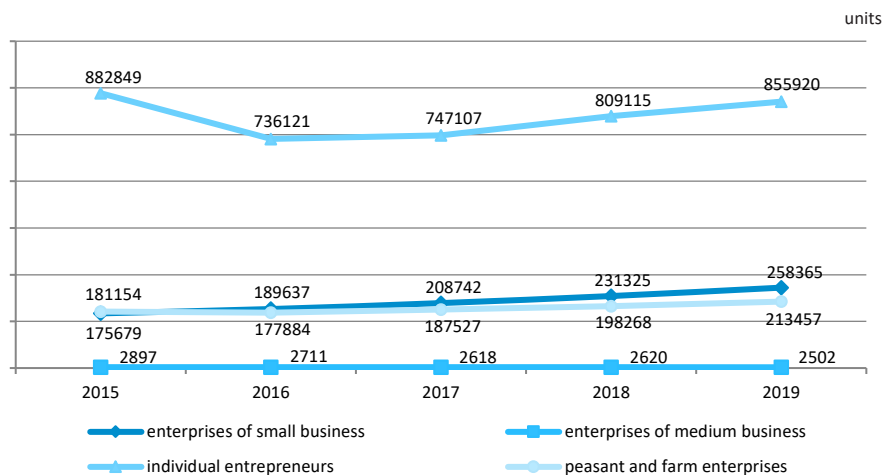
2.7 Output of products by all of SME units by economic activity

million tenge

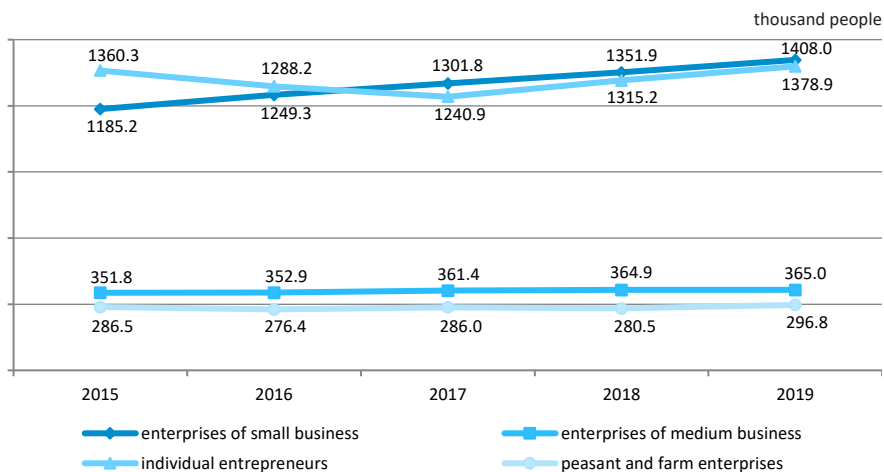
	2015	2016	2017	2018	2019
Total	15 699 405	19 609 010	23 241 125	26 473 049	32 386 960
Total	15 699 405	19 609 010	23 241 125	26 473 049	32 386 960
Agriculture, forestry and fishing	1 298 194	1 540 413	1 822 652	2 057 209	2 510 170
Industry	3 128 662	4 305 235	4 713 248	5 687 301	6 453 733
Mining and quarrying	1 193 664	1 418 308	1 570 434	1 996 328	1 868 248
Manufacturing	1 675 776	2 533 452	2 706 976	3 122 411	3 997 942
Electricity, gas, steam and air conditioning	189 439	235 860	305 076	435 909	470 546
Water supply; sewerage, waste management and remediation activities	69 783	117 615	130 762	132 653	116 997
Construction	3 033 443	3 990 829	3 963 633	3 979 704	5 239 904
Wholesale and retail trade; repair of motor vehicles and motorcycles	3 583 059	3 892 959	5 499 850	6 597 328	8 371 591
Transportation and storage	877 433	1 197 500	1 382 556	1 889 272	2 403 440
Accommodation and food service activities	228 437	299 544	361 382	378 519	446 684
Information and communication	326 353	456 810	562 298	859 837	903 811
Financial and insurance activities	285 895	182 241	461 536	274 764	289 505
Real estate activities	701 240	850 598	840 952	863 098	1 232 848
Professional, scientific and technical activities	1 116 794	1 430 320	1 863 875	1 819 601	2 213 320
Administrative and support service activities	484 710	688 600	713 699	755 149	825 348
Education	102 703	128 955	165 506	188 216	244 568
Health care and social services	108 286	139 552	170 266	213 157	250 139
Arts, entertainment and recreation	116 595	125 925	179 717	150 693	166 810
Other service activities	307 601	379 529	539 955	759 201	835 089
Enterprises of small business					
Total	10 200 061	13 568 530	16 488 047	18 272 335	22 947 233
Agriculture, forestry and fishing	212 663	277 864	403 215	428 131	564 440
Industry	2 169 512	2 847 500	3 254 999	3 888 946	4 676 025
Mining and quarrying	1 037 642	1 248 946	1 373 640	1 669 728	1 627 083
Manufacturing	1 001 094	1 389 151	1 602 220	1 815 407	2 591 965
Electricity, gas, steam and air conditioning	83 635	124 348	183 161	317 854	385 280
Water supply; sewerage, waste management and remediation activities	47 141	85 055	95 978	85 957	71 697
Construction	2 490 572	3 355 698	3 247 832	3 270 314	4 307 051
Wholesale and retail trade; repair of motor vehicles and motorcycles	2 234 422	2 933 544	4 257 805	4 771 721	6 256 986
Transportation and storage	580 650	845 847	889 994	1 162 811	1 318 287
Accommodation and food service activities	104 426	139 059	164 483	250 615	284 170
Information and communication	243 220	356 959	472 806	755 348	803 781
Financial and insurance activities	153 738	174 436	448 466	263 745	234 968
Real estate activities	419 259	448 941	528 153	552 232	917 406
Professional, scientific and technical activities	923 473	1 181 712	1 612 157	1 529 355	1 964 190
Administrative and support service activities	312 416	514 242	463 768	483 537	616 555
Education	72 960	94 677	127 839	148 055	196 107
Health care and social services	69 274	87 727	110 193	130 738	156 436
Arts, entertainment and recreation	82 973	83 680	130 156	104 222	90 484
Other service activities	130 503	226 644	376 181	532 565	560 347

	Continuation				
	2015	2016	2017	2018	2019
Enterprises of medium business					
Total	3 076 564	3 484 992	4 045 875	5 118 377	5 929 183
Agriculture, forestry and fishing	178 393	216 725	264 353	294 074	321 117
Industry	898 585	1 201 559	1 260 117	1 718 370	1 696 562
Mining and quarrying	155 251	168 628	195 985	325 509	240 387
Manufacturing	616 398	890 316	909 239	1 230 409	1 328 994
Electricity, gas, steam and air conditioning	105 383	110 992	121 365	117 328	84 343
Water supply; sewerage, waste management and remediation activities	21 553	31 623	33 528	45 124	42 838
Construction	503 369	603 873	677 799	656 914	877 516
Wholesale and retail trade; repair of motor vehicles and motorcycles	638 435	469 643	608 190	945 076	1 161 818
Transportation and storage	193 085	258 900	381 610	602 382	950 736
Accommodation and food service activities	63 021	88 335	118 378	62 440	84 519
Information and communication	70 280	91 459	79 390	87 598	79 147
Financial and insurance activities	131 597	7 320	12 507	10 433	54 185
Real estate activities	48 809	67 118	74 788	113 419	120 259
Professional, scientific and technical activities	160 438	225 706	226 997	259 943	214 999
Administrative and support service activities	96 986	127 187	195 830	206 372	142 414
Education	24 657	30 172	31 309	31 247	36 877
Health care and social services	34 322	47 840	54 679	74 942	84 702
Arts, entertainment and recreation	24 535	36 228	42 303	36 732	63 859
Other service activities	10 052	12 927	17 625	18 435	40 473
Individual entrepreneurs					
Total	1 518 237	1 511 733	1 554 704	1 764 985	1 902 754
Agriculture, forestry and fishing	2 595	2 069	2 585	17 652	16 823
Industry	60 565	256 176	198 132	79 985	81 146
Mining and quarrying	771	734	809	1 091	778
Manufacturing	58 284	253 985	195 517	76 595	76 983
Electricity, gas, steam and air conditioning	421	520	550	727	923
Water supply; sewerage, waste management and remediation activities	1 089	937	1 256	1 572	2 462
Construction	39 502	31 258	38 002	52 476	55 337
Wholesale and retail trade; repair of motor vehicles and motorcycles	710 202	489 772	633 855	880 531	952 787
Transportation and storage	103 698	92 753	110 952	124 079	134 417
Accommodation and food service activities	60 990	72 150	78 521	65 464	77 995
Information and communication	12 853	8 392	10 102	16 891	20 883
Financial and insurance activities	560	485	563	586	352
Real estate activities	233 172	334 539	238 011	197 447	195 183
Professional, scientific and technical activities	32 883	22 902	24 721	30 303	34 131
Administrative and support service activities	75 308	47 171	54 101	65 240	66 379
Education	5 086	4 106	6 358	8 914	11 584
Health care and social services	4 690	3 985	5 394	7 477	9 001
Arts, entertainment and recreation	9 087	6 017	7 258	9 739	12 467
Other service activities	167 046	139 958	146 149	208 201	234 269
Peasant and farm enterprises					
Total	904 543	1 043 755	1 152 499	1 317 352	1 607 790

Dynamics of the number of active SMEs



Dynamics of the number of occupied SME units



Enterprises

2.8 Number of registered SMEs

	units				
	2015	2016	2017	2018	2019
Republic of Kazakhstan	300 643	323 470	351 984	372 781	385 998
Akmola	8 450	9 129	9 815	10 341	10 584
Aktobe	11 882	12 927	14 004	14 889	15 358
Almaty	13 213	14 403	15 713	16 852	17 916
Atyrau	8 446	8 967	9 758	10 600	10 885
Batys Kazakhstan	6 831	7 359	7 944	8 442	8 573
Zhambyl	7 076	7 771	8 569	9 309	9 527
Karagandy	21 203	22 489	24 127	25 064	25 642
Kostanai	9 525	10 162	10 698	10 869	11 016
Kyzylorda	6 337	6 778	7 338	7 640	7 729
Mangystau	10 640	11 074	11 934	12 922	13 739
Ontustik Kazakhstan	24 740	26 384	28 974	-	-
Pavlodar	9 965	10 823	11 886	12 837	13 387
Soltustik Kazakhstan	6 569	7 048	7 442	7 627	7 565
Turkistan	-	-	-	10 403	11 252
Shygys Kazakhstan	15 125	15 837	16 807	16 364	16 706
Nur-Sultan city	45 234	50 370	57 315	64 339	68 483
Almaty city	95 407	101 949	109 660	114 845	116 704
Shymkent city	-	-	-	19 438	20 932

2.9 Number of registered SMEs by economic activity

	units				
	2015	2016	2017	2018	2019
Total	300 643	323 470	351 984	372 781	385 998
Agriculture, forestry and fishing	11 288	13 198	15 621	16 194	16 875
Industry	25 761	27 631	29 063	29 820	30 558
Mining and quarrying	2 872	3 216	3 457	3 721	3 988
Manufacturing	20 293	21 513	22 426	22 681	22 944
Electricity, gas, steam and air conditioning	962	1 076	1 187	1 322	1 420
Water supply; sewerage, waste management and remediation activities	1 634	1 826	1 993	2 096	2 206
Construction	50 810	53 134	55 971	58 017	58 874
Wholesale and retail trade; repair of motor vehicles and motorcycles	106 416	112 283	122 436	129 563	131 162
Transportation and storage	13 179	14 079	14 997	15 931	16 630
Accommodation and food service activities	4 535	5 049	5 775	6 509	7 300
Information and communication	8 357	9 178	9 964	10 712	11 361
Financial and insurance activities	9 065	9 508	9 739	9 662	9 578
Real estate activities	9 765	10 361	10 982	11 520	12 182
Professional, scientific and technical activities	25 052	26 320	27 728	28 525	29 010
Administrative and support service activities	14 081	15 219	16 423	17 532	18 695
Education	5 194	6 385	7 762	9 242	10 579
Health care and social services	3 724	4 131	4 573	5 041	5 534
Arts, entertainment and recreation	2 507	2 846	3 290	3 629	3 911
Other service activities	10 909	14 148	17 660	20 884	23 749

2.10 Structure of registered SMEs

	in percent				
	2015	2016	2017	2018	2019
Republic of Kazakhstan	100.0	100.0	100.0	100.0	100.0
Akmola	2.8	2.8	2.8	2.8	2.7
Aktobe	4.0	4.0	4.0	4.0	4.0
Almaty	4.4	4.5	4.5	4.5	4.6
Atyrau	2.8	2.8	2.8	2.8	2.8
Batys Kazakhstan	2.3	2.3	2.3	2.3	2.2
Zhambyl	2.4	2.4	2.4	2.5	2.5
Karagandy	7.1	6.9	6.8	6.7	6.7
Kostanai	3.2	3.1	3.0	2.9	2.9
Kyzylorda	2.1	2.1	2.1	2.0	2.0
Mangystau	3.5	3.4	3.4	3.5	3.6
Ontustik Kazakhstan	8.2	8.2	8.2	-	-
Pavlodar	3.3	3.3	3.4	3.4	3.5
Soltustik Kazakhstan	2.2	2.2	2.1	2.1	2.0
Turkistan	-	-	-	2.8	2.9
Shygyz Kazakhstan	5.0	4.9	4.8	4.4	4.3
Nur-Sultan city	15.0	15.6	16.3	17.3	17.7
Almaty city	31.7	31.5	31.1	30.8	30.2
Shymkent city	-	-	-	5.2	5.4

2.11 Structure of registered SMEs by economic activity

	in percent				
	2015	2016	2017	2018	2019
Total	100.0	100.0	100.0	100.0	100.0
Agriculture, forestry and fishing	3.8	4.1	4.4	4.3	4.4
Industry	8.6	8.5	8.3	8.0	7.9
Mining and quarrying	1.0	1.0	1.0	1.0	1.0
Manufacturing	6.8	6.6	6.4	6.1	5.9
Electricity, gas, steam and air conditioning	0.3	0.3	0.3	0.3	0.4
Water supply; sewerage, waste management and remediation activities	0.5	0.6	0.6	0.6	0.6
Construction	16.9	16.4	15.9	15.6	15.3
Wholesale and retail trade; repair of motor vehicles and motorcycles	35.4	34.7	34.8	34.8	34.0
Transportation and storage	4.4	4.4	4.3	4.3	4.3
Accommodation and food service activities	1.5	1.6	1.6	1.7	1.9
Information and communication	2.8	2.8	2.8	2.9	2.9
Financial and insurance activities	3.0	2.9	2.8	2.6	2.5
Real estate activities	3.3	3.2	3.1	3.1	3.2
Professional, scientific and technical activities	8.3	8.1	7.9	7.6	7.5
Administrative and support service activities	4.7	4.7	4.7	4.7	4.8
Education	1.7	2.0	2.2	2.5	2.7
Health care and social services	1.2	1.3	1.3	1.3	1.4
Arts, entertainment and recreation	0.8	0.9	0.9	1.0	1.0
Other service activities	3.6	4.4	5.0	5.6	6.2

2.12 Number of active SMEs

	units				
	2015	2016	2017	2018	2019
Republic of Kazakhstan	178 576	192 348	211 360	233 945	260 867
Akmola	4 953	5 843	6 551	7 188	7 817
Aktobe	7 164	8 380	9 133	9 961	10 909
Almaty	6 561	7 001	8 779	10 408	11 902
Atyrau	6 044	5 434	6 119	7 151	7 897
Batys Kazakhstan	4 360	4 853	5 597	5 916	6 348
Zhambyl	3 952	4 321	5 282	5 970	6 567
Karagandy	14 085	15 064	16 288	17 303	18 184
Kostanai	6 042	6 075	6 761	7 427	8 095
Kyzylorda	4 510	4 629	4 887	5 253	5 596
Mangystau	6 017	6 549	7 498	8 414	9 042
Ontustik Kazakhstan	12 786	14 081	16 686	-	-
Pavlodar	6 845	7 660	8 583	9 309	10 103
Soltustik Kazakhstan	3 912	4 353	4 829	5 101	5 471
Turkistan	-	-	-	7 134	8 370
Shygys Kazakhstan	8 237	8 700	10 058	10 989	11 830
Nur-Sultan city	27 050	31 195	35 590	41 138	47 622
Almaty city	56 058	58 210	58 719	62 985	70 767
Shymkent city	-	-	-	12 298	14 347

2.13 Number of active SMEs by economic activity

	units				
	2015	2016	2017	2018	2019
Total	178 576	192 348	211 360	233 945	260 867
Agriculture, forestry and fishing	6 624	8 544	11 099	11 862	12 823
Industry	16 386	17 551	18 693	19 263	20 970
Mining and quarrying	1 891	2 185	2 370	2 607	2 916
Manufacturing	12 822	13 464	14 214	14 391	15 493
Electricity, gas, steam and air conditioning	625	707	787	888	1 008
Water supply; sewerage, waste management and remediation activities	1 048	1 195	1 322	1 377	1 553
Construction	31 436	31 327	32 432	34 990	38 148
Wholesale and retail trade; repair of motor vehicles and motorcycles	54 673	57 265	64 806	74 285	82 873
Transportation and storage	8 388	8 910	9 243	10 127	11 296
Accommodation and food service activities	2 994	3 273	3 778	4 500	5 428
Information and communication	5 337	6 069	6 396	6 880	7 833
Financial and insurance activities	5 350	5 572	5 623	5 784	6 108
Real estate activities	7 214	7 797	8 260	8 859	9 715
Professional, scientific and technical activities	15 011	15 975	16 696	17 761	19 558
Administrative and support service activities	9 215	10 016	10 862	11 996	13 652
Education	3 813	4 783	5 991	7 381	8 753
Health care and social services	2 695	3 007	3 389	3 854	4 455
Arts, entertainment and recreation	1 369	1 656	1 947	2 276	2 609
Other service activities	8 071	10 603	12 145	14 127	16 646

2.14 Structure of active SMEs

	in percent				
	2015	2016	2017	2018	2019
Republic of Kazakhstan	100.0	100.0	100.0	100.0	100.0
Akmola	2.8	3.0	3.1	3.1	3.0
Aktobe	4.0	4.4	4.3	4.3	4.2
Almaty	3.7	3.6	4.2	4.4	4.6
Atyrau	3.4	2.8	2.9	3.1	3.0
Batys Kazakhstan	2.4	2.5	2.6	2.5	2.4
Zhambyl	2.2	2.3	2.5	2.5	2.5
Karagandy	7.9	7.8	7.7	7.4	7.0
Kostanai	3.4	3.2	3.2	3.2	3.1
Kyzylorda	2.5	2.4	2.3	2.2	2.1
Mangystau	3.4	3.4	3.5	3.6	3.5
Ontustik Kazakhstan	7.2	7.3	7.9	-	-
Pavlodar	3.8	4.0	4.1	4.0	3.9
Soltustik Kazakhstan	2.2	2.3	2.3	2.2	2.1
Turkistan	-	-	-	3.0	3.2
Shygyz Kazakhstan	4.6	4.5	4.8	4.7	4.5
Nur-Sultan city	15.1	16.2	16.8	17.6	18.3
Almaty city	31.4	30.3	27.8	26.9	27.1
Shymkent city	-	-	-	5.3	5.5

2.15 Structure of active SMEs by economic activity

	in percent				
	2015	2016	2017	2018	2019
Total	100.0	100.0	100.0	100.0	100.0
Agriculture, forestry and fishing	3.7	4.4	5.3	5.1	4.9
Industry	9.2	9.1	8.8	8.2	8.0
Mining and quarrying	1.1	1.1	1.1	1.1	1.1
Manufacturing	7.2	7.0	6.7	6.1	5.9
Electricity, gas, steam and air conditioning	0.3	0.4	0.4	0.4	0.4
Water supply; sewerage, waste management and remediation activities	0.6	0.6	0.6	0.6	0.6
Construction	17.6	16.3	15.4	15.0	14.6
Wholesale and retail trade; repair of motor vehicles and motorcycles	30.6	29.8	30.7	31.8	31.8
Transportation and storage	4.7	4.6	4.4	4.3	4.3
Accommodation and food service activities	1.7	1.7	1.8	1.9	2.1
Information and communication	3.0	3.2	3.0	2.9	3.0
Financial and insurance activities	3.0	2.9	2.7	2.5	2.4
Real estate activities	4.0	4.0	3.9	3.8	3.7
Professional, scientific and technical activities	8.4	8.3	7.9	7.6	7.5
Administrative and support service activities	5.2	5.2	5.1	5.1	5.2
Education	2.1	2.5	2.8	3.2	3.4
Health care and social services	1.5	1.6	1.6	1.6	1.7
Arts, entertainment and recreation	0.8	0.9	0.9	1.0	1.0
Other service activities	4.5	5.5	5.7	6.0	6.4

2.16 Number of occupied in SMEs

	persons				
	2015	2016	2017	2018	2019
Republic of Kazakhstan	1 536 965	1 602 224	1 663 219	1 716 770	1 773 057
Akmola	67 412	68 754	68 462	68 349	66 892
Aktobe	71 006	68 343	69 154	70 698	76 709
Almaty	81 867	85 243	88 007	92 734	96 049
Atyrau	66 279	63 867	66 410	73 658	73 741
Batys Kazakhstan	44 843	45 290	53 454	52 454	55 879
Zhambyl	36 985	35 990	37 581	36 913	37 578
Karagandy	111 953	110 888	120 765	124 685	128 079
Kostanai	71 990	71 391	77 752	80 106	80 011
Kyzylorda	37 728	37 017	38 552	38 894	37 412
Mangystau	55 589	55 871	58 013	61 427	57 014
Ontustik Kazakhstan	111 123	120 009	128 842	-	-
Pavlodar	63 277	64 536	65 912	65 790	70 597
Soltustik Kazakhstan	54 343	56 412	56 837	58 446	59 997
Turkistan	-	-	-	51 369	54 275
Shygys Kazakhstan	93 752	93 779	98 440	96 766	99 360
Nur-Sultan city	170 456	207 982	215 567	240 477	252 107
Almaty city	398 362	416 852	419 471	421 326	443 366
Shymkent city	-	-	-	82 678	83 991

2.17 Number of occupied in SMEs by economic activity

	persons				
	2015	2016	2017	2018	2019
Total	1 536 965	1 602 224	1 663 219	1 716 770	1 773 057
Agriculture, forestry and fishing	99 412	101 992	104 728	109 416	118 249
Industry	252 678	253 744	267 121	281 961	275 504
Mining and quarrying	29 252	28 066	29 546	33 584	33 251
Manufacturing	188 671	190 511	200 952	212 554	211 635
Electricity, gas, steam and air conditioning	13 447	12 639	13 253	17 650	13 896
Water supply; sewerage, waste management and remediation activities	21 308	22 528	23 370	18 173	16 722
Construction	249 657	262 351	251 316	256 239	258 159
Wholesale and retail trade; repair of motor vehicles and motorcycles	314 198	330 775	353 216	374 254	398 449
Transportation and storage	88 497	89 564	92 002	102 485	92 600
Accommodation and food service activities	40 093	43 144	47 591	57 778	57 548
Information and communication	38 619	39 572	38 547	46 001	47 307
Financial and insurance activities	20 024	19 551	20 681	23 641	24 057
Real estate activities	73 104	77 280	74 888	58 840	65 416
Professional, scientific and technical activities	116 151	111 043	111 387	106 281	110 393
Administrative and support service activities	100 778	107 230	111 391	121 129	125 361
Education	39 959	51 319	62 717	68 481	78 825
Health care and social services	38 553	42 667	47 730	50 194	54 221
Arts, entertainment and recreation	39 576	40 888	38 879	18 645	16 904
Other service activities	25 666	31 104	41 025	41 425	50 064

2.18 Structure of occupied in SMEs

in percent

	2015	2016	2017	2018	2019
Republic of Kazakhstan	100.0	100.0	100.0	100.0	100.0
Akmola	4.4	4.3	4.1	4.0	3.8
Aktobe	4.6	4.3	4.1	4.1	4.3
Almaty	5.3	5.3	5.3	5.4	5.4
Atyrau	4.3	4.0	4.0	4.3	4.2
Batys Kazakhstan	2.9	2.8	3.2	3.1	3.2
Zhambyl	2.4	2.2	2.3	2.1	2.1
Karagandy	7.3	6.9	7.3	7.3	7.2
Kostanai	4.7	4.5	4.7	4.7	4.5
Kyzylorda	2.5	2.3	2.3	2.3	2.1
Mangystau	3.6	3.5	3.5	3.6	3.2
Ontustik Kazakhstan	7.2	7.5	7.7	-	-
Pavlodar	4.1	4.0	4.0	3.8	4.0
Soltustik Kazakhstan	3.6	3.5	3.4	3.4	3.4
Turkistan	-	-	-	3.0	3.1
Shygyz Kazakhstan	6.1	5.9	5.9	5.6	5.6
Nur-Sultan city	11.1	13.0	13.0	14.0	14.2
Almaty city	25.9	26.0	25.2	24.5	25.0
Shymkent city	-	-	-	4.8	4.7

2.19 Structure of occupied in SMEs by economic activity

in percent

	2015	2016	2017	2018	2019
Total	100.0	100.0	100.0	100.0	100.0
Agriculture, forestry and fishing	6.5	6.4	6.3	6.4	6.7
Industry	16.5	15.8	16.1	16.4	15.5
Mining and quarrying	1.9	1.7	1.8	1.9	1.9
Manufacturing	12.3	11.9	12.1	12.4	11.9
Electricity, gas, steam and air conditioning	0.9	0.8	0.8	1.0	0.8
Water supply; sewerage, waste management and remediation activities	1.4	1.4	1.4	1.1	0.9
Construction	16.2	16.4	15.1	14.9	14.5
Wholesale and retail trade; repair of motor vehicles and motorcycles	20.4	20.6	21.2	21.8	22.5
Transportation and storage	5.8	5.6	5.5	6.0	5.2
Accommodation and food service activities	2.6	2.7	2.9	3.4	3.2
Information and communication	2.5	2.5	2.3	2.7	2.7
Financial and insurance activities	1.3	1.2	1.2	1.4	1.4
Real estate activities	4.8	4.8	4.5	3.4	3.7
Professional, scientific and technical activities	7.5	6.9	6.7	6.2	6.2
Administrative and support service activities	6.5	6.7	6.7	7.0	7.1
Education	2.6	3.2	3.8	4.0	4.4
Health care and social services	2.5	2.7	2.9	2.9	3.1
Arts, entertainment and recreation	2.6	2.5	2.3	1.1	1.0
Other service activities	1.7	2.0	2.5	2.4	2.8

2.20 Output of products by SMEs

million tenge

	2015	2016	2017	2018	2019
Republic of Kazakhstan	13 276 625	17 053 522	20 533 922	23 390 712	28 876 416
Akmola	362 959	495 268	549 312	667 020	697 126
Aktobe	544 696	563 968	645 569	760 239	802 607
Almaty	576 347	668 184	822 154	982 126	1 117 802
Atyrau	766 731	867 136	1 538 461	2 276 095	3 064 354
Batys Kazakhstan	891 068	1 140 226	1 294 832	1 383 062	1 486 686
Zhambyl	211 740	240 297	275 935	305 200	311 224
Karagandy	548 974	654 853	838 469	1 114 102	1 169 329
Kostanai	354 188	442 929	609 973	729 053	1 004 057
Kyzylorda	190 560	218 745	266 144	324 725	368 753
Mangystau	579 093	799 690	704 377	852 757	1 113 994
Ontustik Kazakhstan	595 936	750 799	855 031	-	-
Pavlodar	508 908	417 399	601 751	595 613	744 538
Soltustik Kazakhstan	238 245	278 941	359 530	439 694	486 107
Turkistan	-	-	-	284 463	438 076
Shygyz Kazakhstan	421 133	616 289	661 821	756 079	939 346
Nur-Sultan city	3 161 544	4 107 173	4 710 028	4 676 732	6 233 326
Almaty city	3 324 503	4 791 625	5 800 535	6 514 511	7 957 441
Shymkent city	-	-	-	729 241	941 650

2.21 Output of products of SMEs by economic activity

million tenge

	2015	2016	2017	2018	2019
Total	13 276 625	17 053 522	20 533 922	23 390 712	28 876 416
Agriculture, forestry and fishing	391 056	494 589	667 568	722 205	885 557
Industry	3 068 097	4 049 059	4 515 116	5 607 316	6 372 587
Mining and quarrying	1 192 893	1 417 574	1 569 625	1 995 237	1 867 470
Manufacturing	1 617 492	2 279 467	2 511 459	3 045 816	3 920 959
Electricity, gas, steam and air conditioning	189 018	235 340	304 526	435 182	469 623
Water supply; sewerage, waste management and remediation activities	68 694	116 678	129 506	131 081	114 535
Construction	2 993 941	3 959 571	3 925 631	3 927 228	5 184 567
Wholesale and retail trade; repair of motor vehicles and motorcycles	2 872 857	3 403 187	4 865 995	5 716 797	7 418 804
Transportation and storage	773 735	1 104 747	1 271 604	1 765 193	2 269 023
Accommodation and food service activities	167 447	227 394	282 861	313 055	368 689
Information and communication	313 500	448 418	552 196	842 946	882 928
Financial and insurance activities	285 335	181 756	460 973	274 178	289 153
Real estate activities	468 068	516 059	602 941	665 651	1 037 665
Professional, scientific and technical activities	1 083 911	1 407 418	1 839 154	1 789 298	2 179 189
Administrative and support service activities	409 402	641 429	659 598	689 909	758 969
Education	97 617	124 849	159 148	179 302	232 984
Health care and social services	103 596	135 567	164 872	205 680	241 138
Arts, entertainment and recreation	107 508	119 908	172 459	140 954	154 343
Other service activities	140 555	239 571	393 806	551 000	600 820

2.22 Structure of output of products by SMEs

in percent

	2015	2016	2017	2018	2019
Republic of Kazakhstan	100.0	100.0	100.0	100.0	100.0
Akmola	2.7	2.9	2.7	2.9	2.4
Aktobe	4.1	3.3	3.1	3.3	2.8
Almaty	4.3	3.9	4.0	4.2	3.9
Atyrau	5.8	5.1	7.5	9.7	10.6
Batys Kazakhstan	6.7	6.7	6.3	5.9	5.1
Zhambyl	1.6	1.4	1.3	1.3	1.1
Karagandy	4.1	3.8	4.1	4.8	4.0
Kostanai	2.7	2.6	3.0	3.1	3.5
Kyzylorda	1.5	1.3	1.3	1.4	1.3
Mangystau	4.4	4.7	3.4	3.6	3.8
Ontustik Kazakhstan	4.5	4.4	4.2	-	-
Pavlodar	3.8	2.5	2.9	2.5	2.6
Soltustik Kazakhstan	1.8	1.6	1.8	1.9	1.7
Turkistan	-	-	-	1.2	1.5
Shygyz Kazakhstan	3.2	3.6	3.2	3.2	3.2
Nur-Sultan city	23.8	24.1	22.9	20.0	21.6
Almaty city	25.0	28.1	28.3	27.9	27.6
Shymkent city	-	-	-	3.1	3.3

2.23 Structure of output of products by SMEs by economic activity

in percent

	2015	2016	2017	2018	2019
Total	100.0	100.0	100.0	100.0	100.0
Agriculture, forestry and fishing	2.9	2.9	3.3	3.1	3.1
Industry	23.1	23.8	21.9	24.0	22.0
Mining and quarrying	9.0	8.3	7.6	8.5	6.5
Manufacturing	12.2	13.4	12.2	13.0	13.5
Electricity, gas, steam and air conditioning	1.4	1.4	1.5	1.9	1.6
Water supply; sewerage, waste management and remediation activities	0.5	0.7	0.6	0.6	0.4
Construction	22.6	23.2	19.1	16.8	18.0
Wholesale and retail trade; repair of motor vehicles and motorcycles	21.6	20.0	23.7	24.4	25.7
Transportation and storage	5.8	6.5	6.2	7.5	7.9
Accommodation and food service activities	1.3	1.3	1.4	1.3	1.3
Information and communication	2.4	2.6	2.7	3.6	3.1
Financial and insurance activities	2.1	1.1	2.3	1.2	1.0
Real estate activities	3.5	3.0	2.9	2.8	3.6
Professional, scientific and technical activities	8.2	8.2	9.0	7.7	7.5
Administrative and support service activities	3.1	3.8	3.2	2.9	2.6
Education	0.7	0.7	0.8	0.8	0.8
Health care and social services	0.8	0.8	0.8	0.9	0.8
Arts, entertainment and recreation	0.8	0.7	0.8	0.6	0.5
Other service activities	1.1	1.4	1.9	2.4	2.1

Individual entrepreneurs (without farmers)

2.24 Number of registered individual entrepreneurs

	units				
	2015	2016	2017	2018	2019
Republic of Kazakhstan	991 963	989 019	993 621	999 731	996 550
Akmola	43 867	42 804	41 611	40 439	37 786
Aktobe	41 956	43 015	43 841	45 032	46 368
Almaty	76 001	78 772	78 496	77 533	76 892
Atyrau	41 939	42 135	43 116	43 996	43 864
Batys Kazakhstan	34 036	34 141	34 483	34 749	34 250
Zhambyl	50 842	51 630	51 819	53 401	56 449
Karagandy	72 385	71 018	68 634	68 350	66 586
Kostanai	54 897	51 449	49 164	47 155	43 972
Kyzylorda	37 508	37 072	37 288	36 754	35 986
Mangystau	41 814	41 939	42 607	44 720	44 854
Ontustik Kazakhstan	116 547	116 912	115 103	-	-
Pavlodar	38 695	37 377	36 856	36 808	36 118
Soltustik Kazakhstan	30 616	27 585	25 723	24 469	22 849
Turkistan	-	-	-	61 471	65 885
Shygyz Kazakhstan	86 777	83 453	78 894	78 126	70 776
Nur-Sultan city	78 803	85 234	91 097	97 548	98 364
Almaty city	145 280	144 483	154 889	159 014	159 694
Shymkent city	-	-	-	50 166	55 857

2.25 Number of registered individual entrepreneurs by economic activity

	units				
	2015	2016	2017	2018	2019
Total	991 963	989 019	993 621	999 731	996 550
Agriculture, forestry and fishing	29 368	29 893	30 500	27 345	30 407
Industry	28 810	29 852	30 690	32 032	35 541
Mining and quarrying	65	84	118	156	213
Manufacturing	27 802	28 683	29 303	30 439	33 672
Electricity, gas, steam and air conditioning	176	218	277	331	380
Water supply; sewerage, waste management and remediation activities	767	867	992	1 106	1 276
Construction	20 804	23 331	25 722	27 951	30 839
Wholesale and retail trade; repair of motor vehicles and motorcycles	484 076	468 357	454 092	441 955	413 249
Transportation and storage	98 984	94 808	89 146	86 537	81 133
Accommodation and food service activities	31 387	31 368	31 432	32 069	33 945
Information and communication	10 946	11 081	11 175	11 621	12 386
Financial and insurance activities	533	469	475	548	631
Real estate activities	68 537	71 889	83 149	86 208	84 309
Professional, scientific and technical activities	21 195	20 609	20 845	21 068	23 446
Administrative and support service activities	28 289	27 752	26 781	26 823	27 552
Education	5 879	7 295	8 590	10 203	12 602
Health care and social services	5 163	5 293	5 423	5 775	6 082
Arts, entertainment and recreation	8 079	8 652	9 355	10 091	10 860
Other service activities	149 913	158 370	166 246	179 505	193 568

2.26 Number of active individual entrepreneurs

	units				
	2015	2016	2017	2018	2019
Republic of Kazakhstan	882 849	736 121	747 107	809 115	855 920
Akmola	37 770	31 171	31 034	32 173	32 017
Aktobe	38 828	34 906	35 935	38 687	41 451
Almaty	65 508	58 861	56 297	60 103	64 934
Atyrau	38 715	33 238	34 529	37 139	39 223
Batys Kazakhstan	30 884	26 662	26 064	27 895	29 041
Zhambyl	43 771	33 953	37 346	40 677	45 290
Karagandy	65 266	57 675	55 287	58 040	59 591
Kostanai	49 569	37 032	36 368	37 970	38 298
Kyzylorda	34 173	27 521	27 500	30 642	32 266
Mangystau	39 253	36 234	37 840	40 576	41 448
Ontustik Kazakhstan	102 174	86 876	92 092	-	-
Pavlodar	34 064	29 814	29 517	31 263	31 996
Soltustik Kazakhstan	27 571	20 511	19 595	20 179	19 990
Turkistan	-	-	-	54 685	62 471
Shygyz Kazakhstan	74 467	63 168	55 407	61 149	60 863
Nur-Sultan city	72 132	61 694	61 553	83 339	86 559
Almaty city	128 704	96 805	110 743	110 931	118 591
Shymkent city	-	-	-	43 667	51 891

2.27 Number of active individual entrepreneurs by economic activity

	units				
	2015	2016	2017	2018	2019
Total	882 849	736 121	747 107	809 115	855 920
Agriculture, forestry and fishing	25 291	22 943	23 560	21 182	25 984
Industry	26 176	23 238	23 639	26 242	30 630
Mining and quarrying	57	72	100	139	185
Manufacturing	25 247	22 285	22 519	24 892	28 998
Electricity, gas, steam and air conditioning	169	193	235	287	337
Water supply; sewerage, waste management and remediation activities	703	688	785	924	1 110
Construction	18 365	17 406	19 579	23 149	26 627
Wholesale and retail trade; repair of motor vehicles and motorcycles	439 177	346 760	343 392	360 485	359 491
Transportation and storage	80 427	63 455	60 084	66 885	68 735
Accommodation and food service activities	26 795	22 463	23 106	25 424	28 844
Information and communication	9 606	8 434	8 389	9 367	10 408
Financial and insurance activities	437	311	292	406	513
Real estate activities	63 305	60 327	68 949	72 094	71 310
Professional, scientific and technical activities	17 862	14 913	15 111	16 600	19 697
Administrative and support service activities	24 343	20 553	19 760	21 576	23 428
Education	5 626	6 035	6 832	8 543	11 012
Health care and social services	4 910	4 390	4 462	4 924	5 388
Arts, entertainment and recreation	6 483	6 088	6 554	7 625	8 884
Other service activities	134 046	118 805	123 398	144 613	164 969

2.28 Number of occupied in individual entrepreneurship

	persons				
	2015	2016	2017	2018	2019
Republic of Kazakhstan	1 360 338	1 288 167	1 240 876	1 315 162	1 378 884
Akmola	59 903	57 320	53 946	57 155	56 455
Aktobe	61 103	58 401	57 237	61 697	66 118
Almaty	95 598	98 748	87 246	94 760	101 632
Atyrau	58 637	57 110	56 601	58 765	62 275
Batys Kazakhstan	53 422	53 566	49 591	52 136	53 191
Zhambyl	56 489	49 635	50 634	58 943	64 859
Karagandy	110 187	107 324	98 357	100 585	101 428
Kostanai	78 477	70 851	65 778	68 643	69 305
Kyzylorda	44 398	39 925	38 276	43 994	46 122
Mangystau	54 850	54 875	55 568	58 688	62 695
Ontustik Kazakhstan	126 090	118 176	120 643	-	-
Pavlodar	62 154	60 431	57 880	60 915	60 493
Soltustik Kazakhstan	47 542	41 099	39 397	39 609	39 353
Turkistan	-	-	-	69 738	78 037
Shygys Kazakhstan	122 360	122 195	104 027	109 410	108 751
Nur-Sultan city	119 813	117 195	112 543	133 691	135 321
Almaty city	209 315	181 316	193 152	187 023	201 080
Shymkent city	-	-	-	59 410	71 769

2.29 Number of occupied in individual entrepreneurship by economic activity

	persons				
	2015	2016	2017	2018	2019
Total	1 360 338	1 288 167	1 240 876	1 315 162	1 378 884
Agriculture, forestry and fishing	26 124	25 134	28 549	27 302	32 309
Industry	54 651	54 719	54 188	58 689	64 202
Mining and quarrying	176	162	221	307	406
Manufacturing	52 768	52 703	51 885	55 769	60 873
Electricity, gas, steam and air conditioning	519	532	601	677	759
Water supply; sewerage, waste management and remediation activities	1 188	1 322	1 481	1 936	2 164
Construction	31 077	31 451	32 376	36 331	41 376
Wholesale and retail trade; repair of motor vehicles and motorcycles	671 049	612 244	574 592	600 029	597 993
Transportation and storage	107 236	99 951	87 856	94 513	96 790
Accommodation and food service activities	68 318	64 871	65 635	67 618	76 060
Information and communication	14 467	14 155	13 294	14 020	15 462
Financial and insurance activities	570	456	410	524	687
Real estate activities	95 756	95 429	102 824	106 138	105 665
Professional, scientific and technical activities	27 032	25 839	24 209	25 135	28 690
Administrative and support service activities	38 110	36 405	33 786	35 400	38 410
Education	10 673	12 878	14 234	16 421	20 335
Health care and social services	9 475	9 940	9 936	10 326	11 303
Arts, entertainment and recreation	10 197	10 778	10 882	12 030	13 723
Other service activities	195 603	193 917	188 105	210 686	235 879

2.30 Structure of occupied in individual entrepreneurship

	in percent				
	2015	2016	2017	2018	2019
Republic of Kazakhstan	100.0	100.0	100.0	100.0	100.0
Akmola	4.4	4.4	4.3	4.3	4.1
Aktobe	4.5	4.5	4.6	4.7	4.8
Almaty	7.0	7.7	7.0	7.2	7.4
Atyrau	4.3	4.4	4.5	4.5	4.5
Batys Kazakhstan	3.9	4.2	4.0	4.0	3.9
Zhambyl	4.1	3.8	4.1	4.5	4.7
Karagandy	8.1	8.3	7.9	7.7	7.4
Kostanai	5.8	5.5	5.3	5.2	5.0
Kyzylorda	3.3	3.1	3.1	3.3	3.3
Mangystau	4.0	4.3	4.5	4.5	4.5
Ontustik Kazakhstan	9.3	9.2	9.7	-	-
Pavlodar	4.6	4.7	4.7	4.6	4.4
Soltustik Kazakhstan	3.5	3.2	3.2	3.0	2.8
Turkistan	-	-	-	5.3	5.7
Shygyz Kazakhstan	9.0	9.5	8.4	8.3	7.9
Nur-Sultan city	8.8	9.1	9.1	10.2	9.8
Almaty city	15.4	14.1	15.6	14.2	14.6
Shymkent city	-	-	-	4.5	5.2

2.31 Structure of occupied in individual entrepreneurship by economic activity

	in percent				
	2015	2016	2017	2018	2019
Total	100.0	100.0	100.0	100.0	100.0
Agriculture, forestry and fishing	1.9	2.0	2.3	2.1	2.3
Industry	4.0	4.3	4.3	4.4	4.7
Mining and quarrying	0.0	0.0	0.0	0.0	0.0
Manufacturing	3.9	4.1	4.2	4.2	4.4
Electricity, gas, steam and air conditioning	0.0	0.1	0.0	0.1	0.1
Water supply; sewerage, waste management and remediation activities	0.1	0.1	0.1	0.1	0.2
Construction	2.3	2.4	2.6	2.8	3.0
Wholesale and retail trade; repair of motor vehicles and motorcycles	49.3	47.5	46.3	45.6	43.4
Transportation and storage	7.9	7.8	7.1	7.2	7.0
Accommodation and food service activities	5.0	5.0	5.3	5.1	5.5
Information and communication	1.1	1.1	1.1	1.1	1.1
Financial and insurance activities	0.0	0.0	0.0	0.0	0.0
Real estate activities	7.0	7.4	8.3	8.1	7.7
Professional, scientific and technical activities	2.0	2.0	2.0	1.9	2.1
Administrative and support service activities	2.8	2.8	2.7	2.7	2.8
Education	0.8	1.0	1.1	1.3	1.5
Health care and social services	0.7	0.8	0.8	0.8	0.8
Arts, entertainment and recreation	0.8	0.8	0.9	0.9	1.0
Other service activities	14.4	15.1	15.2	16.0	17.1

2.32 Output of products of individual entrepreneurship

million tenge

	2015	2016	2017	2018	2019
Republic of Kazakhstan	1 518 237	1 511 733	1 554 704	1 764 985	1 902 754
Akmola	77 403	52 749	57 856	71 487	72 478
Aktobe	55 162	52 778	62 703	73 554	85 819
Almaty	92 864	97 495	97 880	105 481	111 174
Atyrau	87 966	85 532	93 547	92 219	92 107
Batys Kazakhstan	83 309	93 454	101 299	79 811	78 813
Zhambyl	39 447	38 067	47 152	50 653	51 706
Karagandy	101 887	83 900	99 781	114 851	134 697
Kostanai	64 811	65 924	72 786	88 046	98 217
Kyzylorda	30 437	31 497	39 479	35 377	36 004
Mangystau	57 662	74 356	74 982	84 296	86 825
Ontustik Kazakhstan	107 552	118 532	141 641	-	-
Pavlodar	51 238	48 304	74 031	74 533	79 493
Soltustik Kazakhstan	42 366	34 874	57 042	51 665	58 704
Turkistan	-	-	-	53 545	77 720
Shygyz Kazakhstan	87 204	77 451	87 076	114 758	122 229
Nur-Sultan city	197 655	190 609	178 879	209 453	226 847
Almaty city	341 274	366 211	268 570	356 441	376 291
Shymkent city	-	-	-	108 815	113 630

2.33 Output of products of individual entrepreneurs by economic activity

million tenge

	2015	2016	2017	2018	2019
Total	1 518 237	1 511 733	1 554 704	1 764 985	1 902 754
Agriculture, forestry and fishing	2 595	2 069	2 585	17 652	16 823
Industry	60 565	256 176	198 132	79 985	81 146
Mining and quarrying	771	734	809	1 091	778
Manufacturing	58 284	253 985	195 517	76 595	76 983
Electricity, gas, steam and air conditioning	421	520	550	727	923
Water supply; sewerage, waste management and remediation activities	1 089	937	1 256	1 572	2 462
Construction	39 502	31 258	38 002	52 476	55 337
Wholesale and retail trade; repair of motor vehicles and motorcycles	710 202	489 772	633 855	880 531	952 787
Transportation and storage	103 698	92 753	110 952	124 079	134 417
Accommodation and food service activities	60 990	72 150	78 521	65 464	77 995
Information and communication	12 853	8 392	10 102	16 891	20 883
Financial and insurance activities	560	485	563	586	352
Real estate activities	233 172	334 539	238 011	197 447	195 183
Professional, scientific and technical activities	32 883	22 902	24 721	30 303	34 131
Administrative and support service activities	75 308	47 171	54 101	65 240	66 379
Education	5 086	4 106	6 358	8 914	11 584
Health care and social services	4 690	3 985	5 394	7 477	9 001
Arts, entertainment and recreation	9 087	6 017	7 258	9 739	12 467
Other service activities	167 046	139 958	146 149	208 201	234 269

2.34 Structure of output of products by individual entrepreneurs

in percent

	2015	2016	2017	2018	2019
Republic of Kazakhstan	100.0	100.0	100.0	100.0	100.0
Akmola	5.1	3.5	3.7	4.0	3.8
Aktobe	3.6	3.5	4.0	4.2	4.5
Almaty	6.1	6.4	6.3	6.0	5.8
Atyrau	5.8	5.7	6.0	5.2	4.8
Batys Kazakhstan	5.5	6.2	6.5	4.5	4.1
Zhambyl	2.6	2.5	3.0	2.9	2.7
Karagandy	6.7	5.6	6.4	6.5	7.1
Kostanai	4.3	4.4	4.7	5.0	5.2
Kyzylorda	2.0	2.1	2.6	2.0	1.9
Mangystau	3.8	4.9	4.8	4.8	4.6
Ontustik Kazakhstan	7.1	7.8	9.1	-	-
Pavlodar	3.4	3.2	4.8	4.2	4.2
Soltustik Kazakhstan	2.8	2.3	3.7	2.9	3.1
Turkistan	-	-	-	3.0	4.1
Shygyz Kazakhstan	5.7	5.1	5.6	6.5	6.4
Nur-Sultan city	13.0	12.6	11.5	11.9	11.9
Almaty city	22.5	24.2	17.3	20.2	19.8
Shymkent city	-	-	-	6.2	6.0

2.35 Structure of output of products by individual entrepreneurs by economic activity

units

	2015	2016	2017	2018	2019
Total	100.0	100.0	100.0	100.0	100.0
Agriculture, forestry and fishing	0.2	0.1	0.2	1.0	0.9
Industry	4.0	16.9	12.8	4.5	4.3
Mining and quarrying	0.1	0.0	0.1	0.1	0.1
Manufacturing	3.8	16.8	12.6	4.3	4.0
Electricity, gas, steam and air conditioning	0.0	0.0	0.0	0.0	0.1
Water supply; sewerage, waste management and remediation activities	0.1	0.1	0.1	0.1	0.1
Construction	2.6	2.1	2.4	3.0	2.9
Wholesale and retail trade; repair of motor vehicles and motorcycles	46.8	32.4	40.8	49.9	50.1
Transportation and storage	6.8	6.1	7.1	7.0	7.1
Accommodation and food service activities	4.0	4.8	5.1	3.7	4.1
Information and communication	0.8	0.6	0.6	1.0	1.1
Financial and insurance activities	0.0	0.0	0.0	0.0	0.0
Real estate activities	15.4	22.1	15.3	11.2	10.2
Professional, scientific and technical activities	2.2	1.5	1.6	1.7	1.8
Administrative and support service activities	5.0	3.1	3.5	3.7	3.5
Education	0.3	0.3	0.4	0.5	0.6
Health care and social services	0.3	0.3	0.3	0.4	0.5
Arts, entertainment and recreation	0.6	0.4	0.5	0.6	0.6
Other service activities	11.0	9.3	9.4	11.8	12.3

Peasant and farm enterprises (PFE)

2.36 Number of registered PFE

	units				
	2015	2016	2017	2018	2019
Republic of Kazakhstan	188 848	185 754	194 987	205 235	221 291
Akmola	3 794	3 847	4 410	5 082	6 047
Aktobe	4 364	4 702	5 275	5 911	6 901
Almaty	50 116	46 469	48 398	47 718	48 737
Atyrau	1 959	2 147	2 336	2 539	2 874
Batys Kazakhstan	4 519	4 922	5 620	6 455	7 801
Zhambyl	16 022	15 937	16 490	17 309	18 770
Karagandy	6 902	6 835	7 949	9 009	10 818
Kostanai	4 837	4 831	5 375	5 987	6 399
Kyzylorda	2 839	3 586	5 365	6 684	8 712
Mangystau	1 256	1 394	1 715	2 142	2 509
Ontustik Kazakhstan	68 588	68 516	68 951	-	-
Pavlodar	3 619	3 406	3 390	3 400	3 528
Soltustik Kazakhstan	2 857	2 895	3 491	4 058	4 846
Turkistan	-	-	-	69 208	71 377
Shygys Kazakhstan	16 771	15 874	15 461	16 546	17 332
Nur-Sultan city	7	36	124	241	336
Almaty city	398	357	637	830	1 072
Shymkent city	-	-	-	2 116	3 232

2.37 Number of active PFE

	units				
	2015	2016	2017	2018	2019
Republic of Kazakhstan	181 154	177 884	187 527	198 268	213 457
Akmola	3 533	3 517	4 134	4 745	5 619
Aktobe	4 220	4 582	5 141	5 782	6 756
Almaty	45 263	42 118	44 801	45 119	45 532
Atyrau	1 928	2 063	2 249	2 466	2 797
Batys Kazakhstan	4 344	4 642	5 450	6 251	7 396
Zhambyl	15 788	15 578	16 064	16 615	18 104
Karagandy	6 555	6 685	7 701	8 689	10 524
Kostanai	4 641	4 622	5 108	5 696	6 123
Kyzylorda	2 791	3 464	5 063	6 447	8 435
Mangystau	1 218	1 355	1 677	2 106	2 459
Ontustik Kazakhstan	68 407	67 932	68 633	-	-
Pavlodar	3 355	3 154	3 211	3 248	3 383
Soltustik Kazakhstan	2 823	2 788	3 163	3 689	4 610
Turkistan	-	-	-	68 985	71 151
Shygys Kazakhstan	15 913	15 173	14 501	15 540	16 245
Nur-Sultan city	4	32	108	208	294
Almaty city	371	179	523	593	832
Shymkent city	-	-	-	2 089	3 197

2.38 Number of occupied in PFE

	persons				
	2015	2016	2017	2018	2019
Republic of Kazakhstan	286 541	276 401	286 038	280 525	296 786
Akmola	6 676	6 357	7 097	7 727	8 710
Aktobe	8 766	8 090	11 108	8 963	10 414
Almaty	78 433	73 985	64 678	64 601	64 674
Atyrau	2 470	2 530	3 639	3 721	4 162
Batys Kazakhstan	7 731	8 027	10 070	10 400	11 489
Zhambyl	33 293	31 793	31 916	23 684	24 982
Karagandy	12 953	12 578	13 117	12 176	14 610
Kostanai	9 198	8 930	10 832	11 078	11 448
Kyzylorda	4 484	4 669	8 782	9 870	11 972
Mangystau	1 226	1 276	2 594	2 695	3 188
Ontustik Kazakhstan	91 830	88 152	82 854	-	-
Pavlodar	6 602	6 286	7 508	6 910	7 275
Soltustik Kazakhstan	2 811	4 965	6 159	7 007	8 184
Turkistan	-	-	-	82 654	84 228
Shygys Kazakhstan	20 057	18 740	24 973	25 557	26 268
Nur-Sultan city	4	5	117	391	451
Almaty city	7	18	594	819	1 140
Shymkent city	-	-	-	2 272	3 591

2.39 Structure of occupied in PFE

	in percent				
	2015	2016	2017	2018	2019
Republic of Kazakhstan	100.0	100.0	100.0	100.0	100.0
Akmola	2.3	2.3	2.5	2.8	2.9
Aktobe	3.1	2.9	3.9	3.2	3.5
Almaty	27.4	26.8	22.6	23.0	21.8
Atyrau	0.9	0.9	1.3	1.3	1.4
Batys Kazakhstan	2.7	2.9	3.5	3.7	3.9
Zhambyl	11.6	11.5	11.2	8.4	8.4
Karagandy	4.5	4.5	4.6	4.3	4.9
Kostanai	3.2	3.2	3.8	4.0	3.9
Kyzylorda	1.6	1.7	3.1	3.5	4.0
Mangystau	0.4	0.5	0.9	1.0	1.1
Ontustik Kazakhstan	32.0	31.9	29.0	-	-
Pavlodar	2.3	2.3	2.6	2.5	2.4
Soltustik Kazakhstan	1.0	1.8	2.1	2.5	2.8
Turkistan	-	-	-	29.5	28.4
Shygys Kazakhstan	7.0	6.8	8.7	9.1	8.8
Nur-Sultan city	0.0	0.0	0.0	0.1	0.2
Almaty city	0.0	0.0	0.2	0.3	0.4
Shymkent city	-	-	-	0.8	1.2

2.40 Output of products of PFE

million tenge

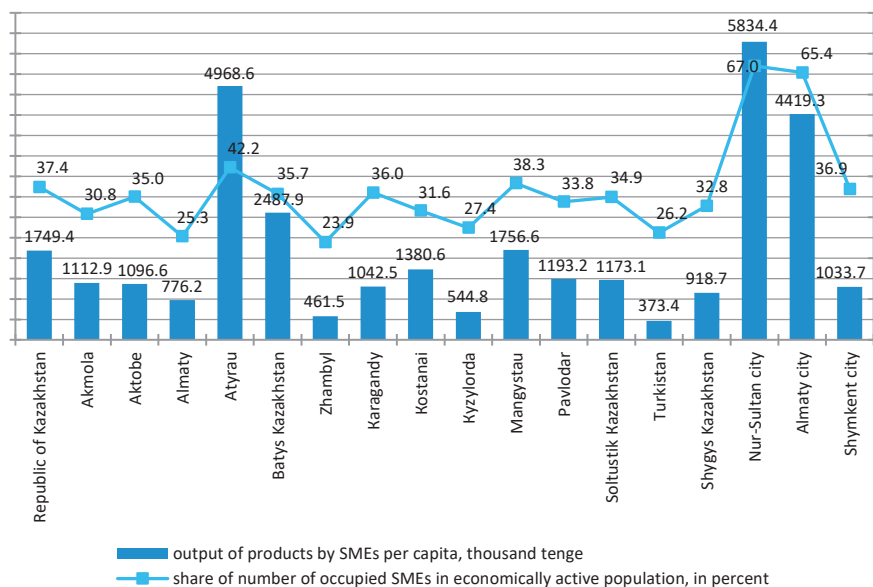
	2015	2016	2017	2018	2019
Republic of Kazakhstan	904 543	1 043 755	1 152 499	1 317 352	1 607 790
Akmola	40 894	39 245	46 240	47 142	51 334
Aktobe	36 924	43 451	49 121	61 137	71 790
Almaty	185 558	210 850	222 482	280 124	360 191
Atyrau	15 123	15 006	15 383	17 290	21 142
Batys Kazakhstan	32 452	48 086	51 913	47 269	63 070
Zhambyl	86 749	103 258	107 986	123 689	157 515
Karagandy	66 408	81 585	93 359	104 313	132 301
Kostanai	63 160	64 233	81 973	91 535	99 808
Kyzylorda	15 521	16 193	20 245	20 515	30 519
Mangystau	4 015	4 453	5 485	6 205	8 576
Ontustik Kazakhstan	144 751	165 769	163 403	-	-
Pavlodar	51 805	58 418	69 740	75 570	74 463
Soltustik Kazakhstan	54 282	60 847	73 816	79 470	102 310
Turkistan	-	-	-	194 047	231 065
Shygys Kazakhstan	106 777	132 300	151 322	166 381	200 800
Nur-Sultan city	28	27	29	25	28
Almaty city	96	34	2	5	1
Shymkent city	-	-	-	2 635	2 877

2.41 Structure of output of products by PFE

in percent

	2015	2016	2017	2018	2019
Republic of Kazakhstan	100.0	100.0	100.0	100.0	100.0
Akmola	4.5	3.8	4.0	3.6	3.2
Aktobe	4.1	4.2	4.3	4.6	4.5
Almaty	20.5	20.2	19.3	21.3	22.4
Atyrau	1.7	1.4	1.3	1.3	1.3
Batys Kazakhstan	3.6	4.6	4.5	3.6	3.9
Zhambyl	9.6	9.9	9.4	9.4	9.8
Karagandy	7.3	7.8	8.1	7.9	8.2
Kostanai	7.0	6.2	7.1	7.0	6.2
Kyzylorda	1.7	1.5	1.8	1.6	1.9
Mangystau	0.5	0.4	0.5	0.5	0.5
Ontustik Kazakhstan	16.0	15.9	14.2	-	-
Pavlodar	5.7	5.6	6.0	5.7	4.6
Soltustik Kazakhstan	6.0	5.8	6.4	6.0	6.4
Turkistan	-	-	-	14.7	14.4
Shygys Kazakhstan	11.8	12.7	13.1	12.6	12.5
Nur-Sultan city	0.0	0.0	0.0	0.0	0.0
Almaty city	0.0	0.0	0.0	0.0	0.0
Shymkent city	-	-	-	0.2	0.2

Socially significant indicators of SMEs in 2019



Brief methodological explanations

For small and medium-sized enterprises are legal entities, individual entrepreneurs and peasant or farm enterprises, whose activities are regulated by the Entrepreneurial Code of the Republic of Kazakhstan.

For small businesses are individual entrepreneurs without a legal entity and legal entities engaged in entrepreneurship, with an average annual number of employees not more than a hundred people, and the average annual income of not more than three hundred thousand times monthly calculation index established by the law on the national budget and applicable as of January 1 of the corresponding fiscal year.

To the subjects of medium-entre-ment are individual entrepreneurs and legal entities engaged in business not related to small and large businesses.

Individual enterprise is independent, enterprising activity of citizens of the Republic of Kazakhstan, oralms, aimed at obtaining net income, based on the property of individuals themselves and carried out on behalf of individuals, their risk and their financial responsibility.

Peasant or farm enterprises is recognized association of persons in which the exercise of individual enterprise is inextricably linked with the use of agricultural land for agricultural production as well as processing and marketing of these products.

Type of economic activity - an activity in which the equipment, labor, manufacturing processes, information networks and products are combined, leading to the creation of a homogeneous product (goods and services). Type of economic activity is characterized by expenditures, production process and output. Each registered small business entity assigned to the economic activity that provides the greatest increase in value added, ie, It is the principal.

Output of products - the cost of all produced goods and rendered services in manufacturer price.

Responsible for the issue:

Ministry of National economy of the Republic of Kazakhstan

Committee on Statistics

Division of structural statistics

Head of the Division

M.V. Misyura

Tel. +7 7172 749140

Computer layout and design:

“B-PROFIT” IE